



Bond Market Insight

Insufficient FX proceeds

Government bond auction results

After several failed auctions of similar 2-year USD-denominated bond offerings since January, US\$8.0m of these bonds were sold at 8.10%, just 10bp higher than that for US\$200.0m (par value) in 12-month USD-denominated bonds sold at the end of July, to the sole bidder.

Yesterday's proceeds were less than half of what the MoF has to repay today in debt interest repayments (US\$19.07m) and significantly less than the US\$157.18m in principal and interest repayments last week. Yesterday's demand was likely from an investor who purchased FX-denominated bonds to decrease risks on the hryvnia devaluation as no FX is currently available.

The third of four auctions scheduled in September, the proceeds are dwindling compared with those at the beginning of the year. Meanwhile, despite numerous routinely seen changes in recent prior months' auctions, the only change to this schedule by the MoF was in offering "military" bonds. Also, this month we did not see any domestic QE of the primary market.

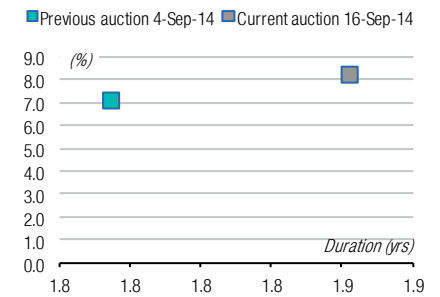
Table 1. Details of last government bond auction

ISIN	Coupon rate (%)	Payment freq ¹	Maturity	Qty of bonds sold	Price (UAH)	Proceeds ² (UAHm)	Volume ² (UAHm)	YTM ³ (%)	Outstanding (m)
UA4000186720	8.10	ПГ	7-Сен-16	8,000	1,001.75	103.34	103.16	8.27	103.16
Total				8,000		103.34	103.16		103.16

Note: Note: [1] payment frequency abbreviations: Q - quarterly, SA - semi-annually; [2] proceeds and volumes for the USD-denominated bonds are calculated based on the previous day last price of USD/UAH exchange rate 12.895; [3] yields on coupon-bearing bonds are effective yields to maturity. Sources: Ministry of Finance of Ukraine, Bloomberg, Investment Capital Ukraine LLC.

WEDNESDAY, 17 SEPTEMBER 2014

Term structure of yields



Sources: Ministry of Finance of Ukraine, ICU.

Auction results

Auction	Last 16-Сен-14	Previous 4-Сен-14	Change
---------	----------------	-------------------	--------

Breakdown by yields (%)

3-month			
6-month			
9-month			
1-year			
2-year	8.27	7.14	1136n
3-year			
5-year			

Breakdown by proceeds (UAHm)

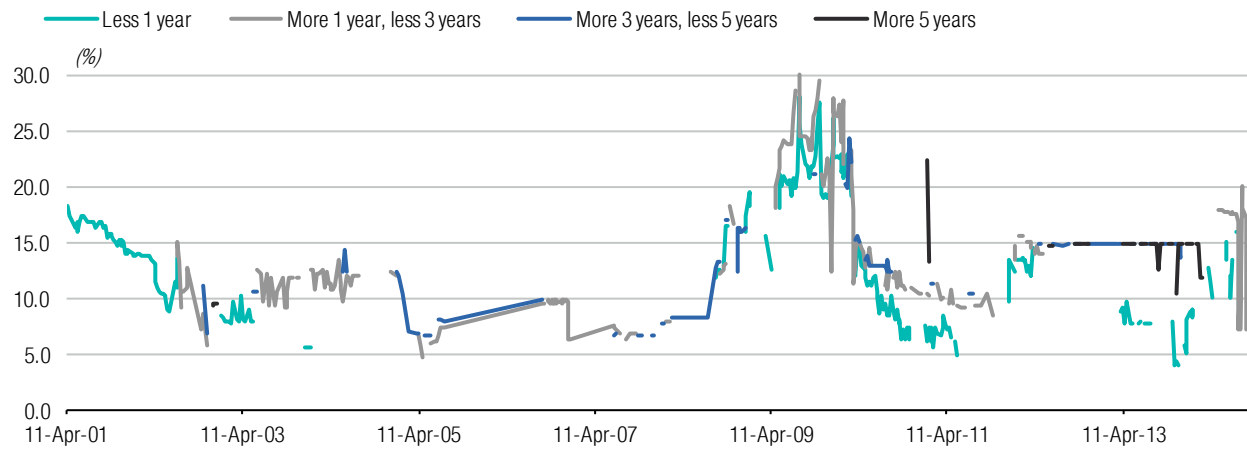
3-month			
6-month			
9-month			
1-year			
2-year	103.34	21.40	4.83x
3-year			
5-year			
Total	103.34	21.40	4.83x

Notes: yields on coupon bearing bonds are effective yields to maturity; [1] only bonds that were placed via the auctions; [2] WA life – weighted average life or years to maturity.

Sources: Ministry of Finance of Ukraine, ICU.

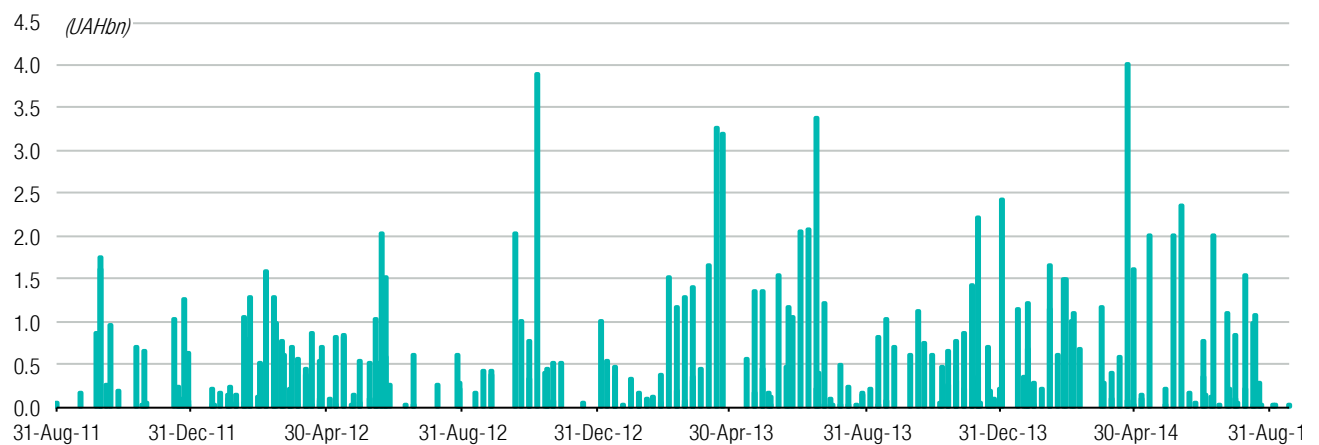
Appendix: Auctions history and schedule for 2014

Chart 1. History of yields at government bond auctions: breakdown by tenor of bonds sold (last 3-year period)



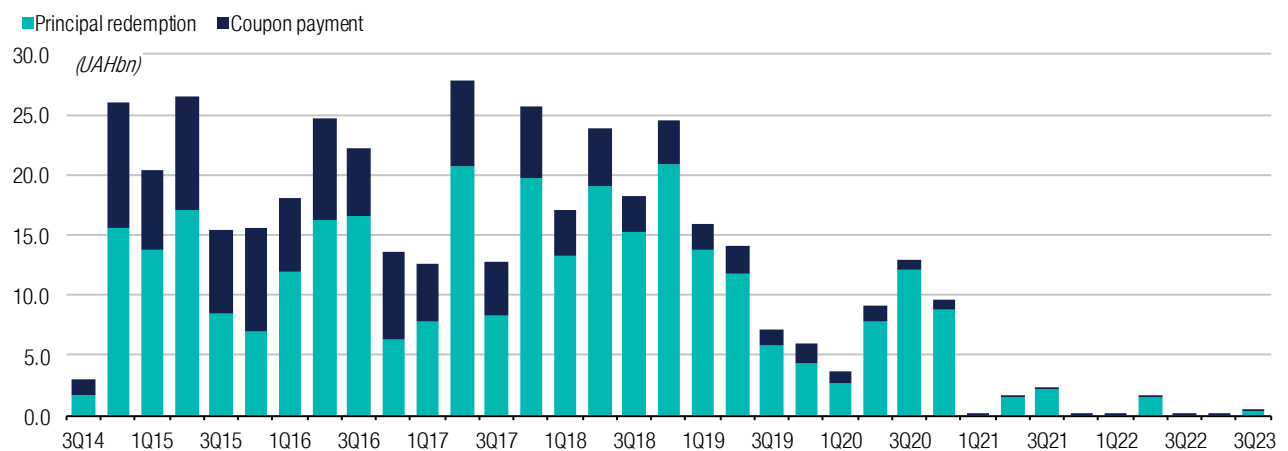
Sources: Ministry of Finance of Ukraine, ICU.

Chart 2. History of proceeds at government bond auctions: breakdown by tenor of bonds sold (last 3-year period)



Sources: Ministry of Finance of Ukraine, ICU.

Chart 3. Schedule of redemptions of the local-currency government bonds*



Note: the chart depicts data on bonds, which were placed via the auctions, i.e. it does not contain data on recapitalisation bonds.

Sources: Ministry of Finance of Ukraine, ICU.

Table 2. Schedule of government bond auctions in 2014

Action dates, tenors of bonds to be offered and volume (in hryvnia) of government's refinancing needs for the next 7-day period as of auction date

Month	Auction details	1st Tuesday	2nd Tuesday	3rd Tuesday	4th Tuesday	5th Tuesday
January	Auction date	7 января 2014	14 января 2014	21 января 2014	28 января 2014	
	Short-term bonds	N/A	N/A	N/A	N/A	
	Medium-term bonds	N/A	N/A	N/A	N/A	
	Next 7 days refinancing needs	0.00	0.00	0.00	0.00	
February	Auction date	4 февраля 2014	11 февраля 2014	18 февраля 2014	25 февраля 2014	
	Short-term bonds	N/A	N/A	N/A	N/A	
	Medium-term bonds	N/A	N/A	N/A	N/A	
	Next 7 days refinancing needs	0.00	0.00	0.00	0.00	
March	Auction date	4 марта 2014	11 марта 2014	18 марта 2014	25 марта 2014	
	Short-term bonds	N/A	N/A	N/A	N/A	
	Medium-term bonds	N/A	N/A	N/A	N/A	
	Next 7 days refinancing needs	0.00	0.00	0.00	0.00	
April	Auction date	1 апреля 2014	8 апреля 2014	15 апреля 2014	22 апреля 2014	29 апреля 2014
	Short-term bonds	N/A	N/A	N/A	N/A	N/A
	Medium-term bonds	N/A	N/A	N/A	N/A	N/A
	Next 7 days refinancing needs	0.00	0.00	0.00	0.00	0.00
May	Auction date	6 мая 2014	13 мая 2014	20 мая 2014	27 мая 2014	
	Short-term bonds	N/A	N/A	N/A	N/A	
	Medium-term bonds	N/A	N/A	N/A	N/A	
	Next 7 days refinancing needs	0.00	0.00	0.00	0.00	
June	Auction date	3 июня 2014	10 июня 2014	17 июня 2014	24 июня 2014	
	Short-term bonds	N/A	N/A	N/A	N/A	
	Medium-term bonds	N/A	N/A	N/A	N/A	
	Next 7 days refinancing needs	0.00	0.00	0.00	0.00	
July	Auction date	1 июля 2014	8 июля 2014	15 июля 2014	22 июля 2014	29 июля 2014
	Short-term bonds	N/A	N/A	N/A	N/A	N/A
	Medium-term bonds	N/A	N/A	N/A	N/A	N/A
	Next 7 days refinancing needs	0.00	0.00	0.00	0.00	0.00
August	Auction date	5 августа 2014	12 августа 2014	19 августа 2014	26 августа 2014	
	Short-term bonds	N/A	N/A	N/A	N/A	
	Medium-term bonds	N/A	N/A	N/A	N/A	
	Next 7 days refinancing needs	0.00	0.00	0.00	0.00	
September	Auction date	2 сентября 2014	9 сентября 2014	16 сентября 2014	23 сентября 2014	30 сентября 2014
	Short-term bonds	N/A	N/A	N/A	N/A	
	Medium-term bonds	N/A	N/A	N/A	N/A	
	Next 7 days refinancing needs	0.00	0.00	807,310,338.27	2,133,321,827.00	1,300,580,000.00
October	Auction date	7 октября 2014	14 октября 2014	21 октября 2014	28 октября 2014	
	Short-term bonds	N/A	N/A	N/A	N/A	N/A
	Medium-term bonds	N/A	N/A	N/A	N/A	N/A
	Next 7 days refinancing needs	2,293,208,150.00	865,794,358.50	1,418,910,166.59	2,056,508,623.43	
November	Auction date	4 ноября 2014	11 ноября 2014	18 ноября 2014	25 ноября 2014	
	Short-term bonds	N/A	N/A	N/A	N/A	
	Medium-term bonds	N/A	N/A	N/A	N/A	
	Next 7 days refinancing needs	1,650,066,198.20	2,152,816,298.50	2,352,667,076.27	2,076,687,137.95	
December	Auction date	2 декабря 2014	9 декабря 2014	16 декабря 2014	23 декабря 2014	30 декабря 2014
	Short-term bonds	N/A	N/A	N/A	N/A	N/A
	Medium-term bonds	N/A	N/A	N/A	N/A	N/A
	Next 7 days refinancing needs	1,100,261,223.53	3,769,108,635.00	2,524,339,064.55	1,927,145,907.16	514,467,890.00

Notes: 1) highlighted data in the rows of "Next 7 days refinancing needs" indicates critical volume of refinancing needs (i.e. above UAH0.5bn) for the government in the next 7-day period; 2) the volume of refinancing needs include principal redemptions and coupon payments.

Sources: Ministry of Finance of Ukraine, Investment Capital Ukraine LLC.

This page is intentionally left blank

Disclosures

ANALYST CERTIFICATION

This research publication has been prepared by the analyst(s), whose name(s) appear on the front page of this publication. The analyst(s) hereby certifies that the views expressed within this publication accurately reflect her/his own views about the subject financial instruments or issuers and no part of her/his compensation was, is, or will be directly or indirectly related to the inclusion of specific recommendations or views within this research publication.

EQUITY RATING DEFINITIONS

Buy: Forecasted 12-month total return greater than 20%

Hold: Forecasted 12-month total return 0% to 20%

Sell: Forecasted 12-month total return less than 0%

Note: total return is share price appreciation to a target price in relative terms plus forecasted dividend yield.

DEBT RATING DEFINITIONS

Buy: Forecasted 12-month total return significantly greater than that of relevant benchmark

Hold: Forecasted 12-month total return is in line with or modestly deviates from relevant benchmark

Sell: Forecasted 12-month total return significantly less than that of relevant benchmark



Office 44, 11th floor, LEONARDO Business Centre
19-21 Bogdan Khmelnytsky Street
Kiev, 01030 Ukraine
Phone/Fax +38 044 2200120

CORPORATE FINANCE TEL. +38 044 2200120

Makar Paseniuk, Managing Director
makar.paseniuk@icu.ua

Ruslan Kilmukhametov, Director
ruslan.kilmukhametov@icu.ua

SALES AND TRADING TEL. +38 044 2201621

Konstantin Stetsenko, Managing Director
konstantin.stetsenko@icu.ua

Sergiy Byelyayev, Fixed-Income Trading
sergiy.byelyayev@icu.ua

Vitaliy Sivach, Fixed-Income & FX Trading
vitaliy.sivach@icu.ua

Vlad Sinani, Director,
Strategy and Corporate Development
vlad.sinani@icu.ua

Julia Pecheritsa,
Ukraine and CIS International Sales
julia.pecheritsa@icu.ua

Yevgeniya Gryshchenko,
Fixed-Income Sales
yevgeniya.gryshchenko@icu.ua

RESEARCH DEPARTMENT TEL. +38 044 2200120

Alexander Valchyshen
Head of Research
alexander.valchyshen@icu.ua

Alexander Martynenko
Head of corporate research
alexander.martynenko@icu.ua

Bogdan Vorotilin
Financial analyst (Food & Agribusiness)
bogdan.vorotilin@icu.ua

Taras Kotovych
Senior financial analyst (Sovereign debt)
taras.kotovych@icu.ua

Mykhaylo Demkiv
Financial analyst (Banks)
mykhaylo.demkiv@icu.ua

Lee Daniels, Rolfe Haas
Editors

Investment Capital Ukraine LLC is regulated by Securities and Stock Market State Commission of Ukraine (license numbers: dealer activity AE 263019, broker activity AE 263018, underwriting activity AE 263020 dated 11 April 2013).

DISCLAIMER

This research publication has been prepared by Investment Capital Ukraine LLC solely for information purposes for its clients. It does not constitute an investment advice or an offer or solicitation for the purchase or sale of any financial instrument. While reasonable care has been taken to ensure that the information contained herein is not untrue or misleading at the time of publication, Investment Capital Ukraine makes no representation that it is accurate or complete. The information contained herein is subject to change without notice. Copyright and database rights protection exists in this report and it may not be reproduced, distributed or published by any person for any purpose without the prior express consent of Investment Capital Ukraine LLC. All rights are reserved. Any investments referred to herein may involve significant risk, are not necessarily available in all jurisdictions, may be illiquid and may not be suitable for all investors. The value of, or income from, any investments referred to herein may fluctuate and/or be affected by changes in exchange rates. Past performance is not indicative of future results. Investors should make their own investigations and investment decisions without relying on this report. Only investors with sufficient knowledge and experience in financial matters to evaluate the merits and risks should consider an investment in any issuer or market discussed herein and other persons should not take any action on the basis of this report.



Additional information is available upon request.