



Bond Market Insight

Weekly review: Negative anticipations

TUESDAY, 22 JULY, 2014

RESEARCH INSIGHT

Last week, Ukraine was under a new wave of negative impacts arising from an escalation of the turmoil in eastern Ukraine. The airliner crash caused extreme political chaos which surprisingly had little impact on the capital markets.

Domestic bond market. Domestic liquidity rose significantly at the end last week following a period of remarkable stability amidst minimal volatility. Although the NBU issued UAH5.24bn of 3-month loans to provide support, this increase ironically did not force banks to participate in the unscheduled primary auction last Friday which was cancelled due to low demand. Keep in mind that the MoF did not need to refinance repayments last week as only interest repayments were scheduled.

Eurobond market. Yields of Ukrainian Eurobonds rose slightly last week due to the increase in benchmark yields and spread widening. The widening in spreads arising from negative developments in the situation in eastern Ukraine dwarfed any potential reaction to developments of the IMF mission that took place last week.

CONTENTS

Market update and news	2
Appendixes	2
UAH bond market	5
Eurobond market	7
Primary market for UAH state bonds	10
UAH state bonds outstanding	12
2011 weekly state debt payback	17
5yr sovereign local debt payback	18
5yr sovereign external debt payback	19
Ukraine issuers' credit metrics	20
Glossary	22

Key market indicators (as of 21 Jul 2014)

	Last close	Weekly chg (%)	YTD chg (%)
Currencies			
USD/UAH (spot)	11.7000	-0.09	41.99
USD/UAH (1Y NDF)	13.4850	-0.30	43.15
Rates, yields & spreads (%)			
Kiev Prime ON	8.00	290bp	20bp
Kiev Prime 3M	18.13	13bp	213bp
UAH NDF 1Y	15.89	-24bp	91bp
Ukraine CDS 5Y	800bp	28bp	-17bp
Libor USD 1yr	0.55	0bp	-3bp
UST 2yr	0.49	1bp	11bp
UST 10yr	2.47	-8bp	-56bp
UKRAINE 17	8.43	34bp	-113bp
UKRAINE 23	8.51	16bp	-53bp
Money market data (UAHbn)			
Accounts at NBU	31.42	11.46	-3.93
NBU CDs outstanding	0.00	0.00	0.00
Local currency bond market data (UAHbn)			
Govt bond outstanding	302.71	-0.07	21.51
Held by			
NBU	189.81	0.01	31.04
Banks	83.67	-0.03	4.37
Other residents	13.07	-1.07	5.44
Non-residents	16.16	-0.41	38.12

Notes: chg – percentage change; bp – basis points.

Sources: Ministry of Finance of Ukraine, National Bank of Ukraine, Bloomberg, Investment Capital Ukraine LLC.

Research team

Taras Kotovych

Market update and news

Liquidity slightly volatile and significantly increases

Broader banking sector liquidity beat last three year record highs

While through most of last week, broader banking sector liquidity was slightly volatile between UAH43.0bn and UAH44.0bn, this indicator rose last Friday above UAH48.24bn, the new record high since the beginning of 2012. This increase was caused by the NBU's issuance of UAH5.24bn in 3-month loans to 21 banks last Wednesday at an additionally held refinancing tender. Most likely, the funds were transferred to banks last Thursday, causing an increase in last Friday's published indicators.

Other indicators also rose to new records

After being volatile at about UAH29.0bn, banks' correspondent accounts with the NBU rose UAH3.63bn to UAH32.58bn last Friday, less significantly than the loans issued by the NBU on the same day that bolstered total CDs outstanding by UAH1.20bn to UAH12.28bn. These two indicators set new record highs, namely monthly and yearly, respectively.

Chart 1. Banking sector liquidity (UAHbn) (last 3 months)

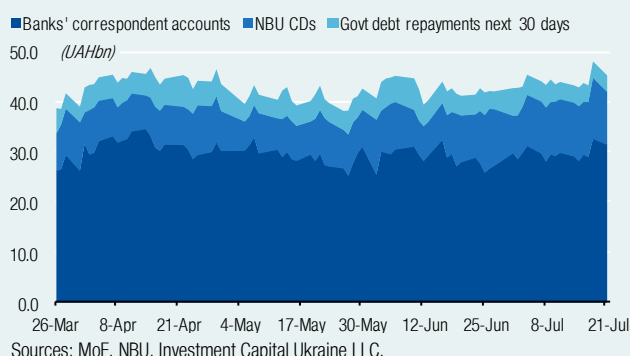
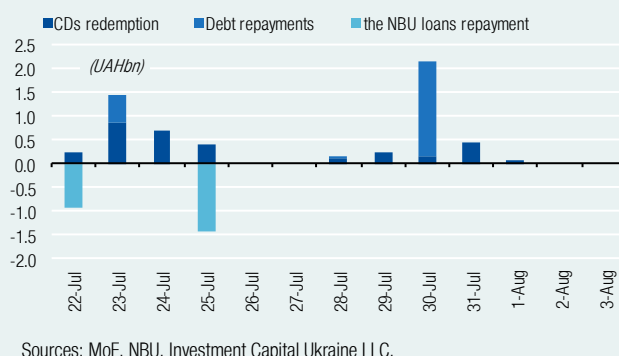


Chart 2. Future redemptions of CDs and UAH state bonds (UAHbn)



Large loan redemptions scheduled this week

During this week, UAH4.25bn of funds are expected to be repaid to the NBU on earlier issued loans, UAH1.90bn were repaid yesterday, UAH0.92bn should be repaid today, and UAH1.43bn is due on Friday. It looks like the NBU issued refinancing last week to support banking sector liquidity with funds prior to these redemptions and also prior to the period of month-end tax payments that began yesterday. As a consequence, banking sector liquidity could decline both this week and next week, without support from the regulator.

The MoF is scheduled to make some repayments this week, but debt repayments will be mostly denominated in FX, and local currency injections in liquidity should amount to UAH0.60bn if the MoF will not refinance these repayments

Last week's primary auctions

No support, low liquidity caused low demand for the auction...

In anticipation of upcoming secondary market trading of the new VAT-bonds issued two weeks ago, combined with a slight decline of banking sector liquidity last Tuesday for the second consecutive business day, market demand has tightened. Moreover, with no domestic QE support, there were no large bids.

...submitted only for two bonds

Of the four bonds offered with maturities ranging from 2.5 months to five years, demand was submitted only for 6-month and 2-year bonds. Both bonds received only one bid at the same volume of UAH20.0m, possibly indicating demand from one bidder, at interest rates relatively unchanged from last week's auction.

Last Tuesday yields slightly declined...

The bid for the 2-year bond was submitted at 16.75%, unchanged from the last unscheduled auction a week before but 20bp below the cut-off interest rate at last similar auction which indicated market demand as the maturity was slightly longer. The 6-month bond was submitted at 14.90%, down 5bp from last week when the similar bond was sold, but with a 5-month maturity. It appears that the MoF anticipated lower interest rates, particularly due to the decline in interest rates for 2-year bonds, as it rejected the bid for the 6-month bond.

...but last Friday yields slightly rose, causing the auction to be canceled

The MoF's unscheduled additional primary auction of three bonds with maturities from 75 days to five years failed on Friday. Because of insufficient demand and higher interest rates, the auction was cancelled.

The 75-day bond received two bids for a total of UAH40.0m at interest rates of 13.5-14.0%, the 9-month bond receive just one bid for UAH20.0m at 15.9%, and the 5-year bond received no bids. The interest rate for the 9-month bond was up 100bp to 15.9% versus 14.9% on the 6-month bond sold last Tuesday, and the interest rate for the 75-day bond was 150-200bp higher than the rate bid for the 84-day bond sold the week before. The increase in interest rates could be a reaction to the increase in the NBU's discount rate and in refinancing rates that occurred earlier in the week. However, the MoF most likely refused these bids due to the low volume of demand.

This week, the MoF now plans to hold two auctions rather than just the single auction on Tuesday originally scheduled that will offer local currency bonds. In preparation for a scheduled FX-denominated bond redemption, the MoF will offer FX-denominated bonds in an additional auction on Wednesday with an extended set of bonds.

Eurobond market

YTM's increase on negative news and a benchmark increase

YTM's of Ukrainian Eurobonds rose last week, but not significantly. However, of note, last Friday the YTM of UKRAIN 6.875% '15 rose above 9.0%. Yields rose due to two main reasons. On the one hand, YTM's of US Treasuries rose till last Wednesday and the spread tightening was insufficient. But later last week, spreads widened on political situation and situation at eastern Ukraine. At the same time, news about the IMF mission which should be positive, did not have any impact on Eurobonds markets.

Chart 3. YTM's of some Ukrainian Eurobonds

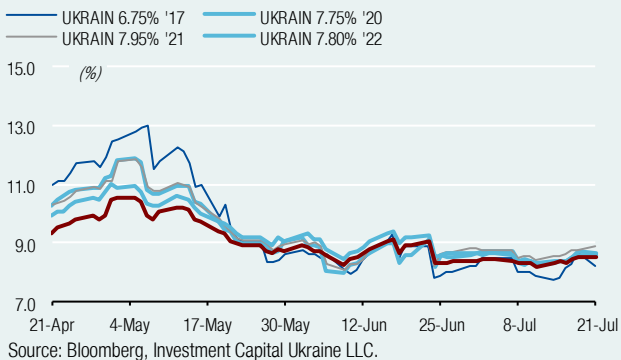
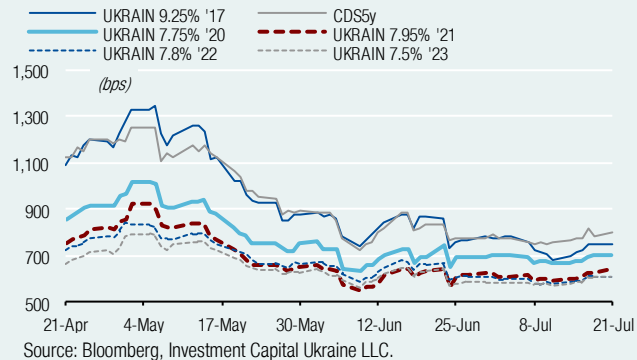


Chart 4. Ukrainian Eurobonds spreads



Appendixes

The following pages contain tabular information on the local fixed-income market. There are tables that detail government debt repayments such as a weekly schedule for current year and quarterly schedule for next 5 years.

UAH bond market

Table 1. Ukrainian local-currency government bonds as of 21 Jul 2014

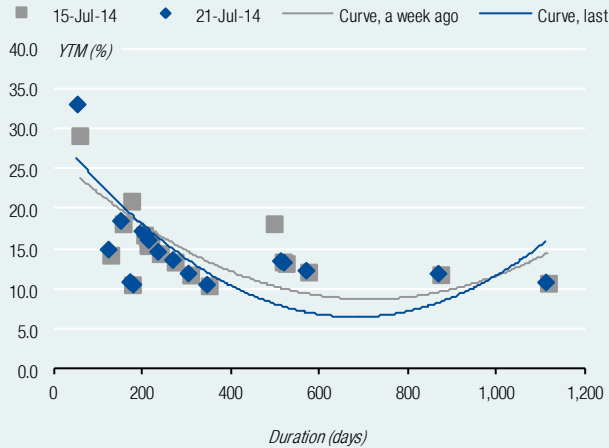
Ticker	Volume (UAHm)	Coupon rate (%)	Maturity	Price (% of par)	YTM (%)	Weekly price chg (bp)	Weekly yield chg (bp)	Duortion (years)	1W daily avg turnover (UAHm)	1W total turnover (UAHm)	Total turnover (UAHm)	Liquidity ratio*
158794	1,772.55	7.5	10-Sep-14	99.688	33.09	0	395	0.14	0.00	0.00	1,681.18	0.95
149231	1,428.43	8.32	19-Nov-14	99.438	15.02	0	76	0.33	2.02	8.10	2,726.63	1.91
151278	1,720.98	8.5	7-Jan-15	99.313	10.98	0	39	0.47	0.03	0.03	2,135.54	1.24
000999	225.17	9.6	14-Jan-15	99.750	10.67	-25	-1,033	0.48	0.00	0.00	0.00	0.00
155485	2,556.45	8.09	11-Feb-15	99.125	17.31	0	55	0.54	0.00	0.00	6,610.66	2.59
157143	585.00	8.02	18-Feb-15	99.000	16.80	0	52	0.56	0.00	0.00	0.00	0.00
157127	578.17	8.02	25-Feb-15	99.000	16.20	0	48	0.58	45.37	45.37	2,615.22	4.52
160642	2,362.55	7.75	18-Mar-15	98.688	14.74	6	28	0.64	0.40	0.40	6,991.30	2.96
142699	3,647.71	9.45	22-Apr-15	99.625	13.73	0	32	0.73	10.31	41.25	11,629.88	3.19
142681	632.92	4.8	6-May-15	102.688	-0.95	0	-5	0.29	0.00	0.00	0.00	0.00
141071	1,773.16	9.45	27-May-15	99.625	12.04	0	25	0.83	32.98	131.94	7,782.20	4.39
142673	2,047.50	4.5	17-Jun-15	95.375	18.59	13	42	0.41	0.00	0.00	0.00	0.00
144083	26.09	9.45	8-Jul-15	99.500	10.64	0	19	0.94	0.00	0.00	0.00	0.00
152441	3,766.23	8.25	27-Jan-16	97.375	13.59	0	17	1.40	0.00	0.00	55.17	0.01
153282	104.25	8.25	3-Feb-16	97.375	13.40	0	16	1.42	0.00	0.00	71.92	0.69
160923	3,510.00	7.5	16-Mar-16	96.000	63.00	0	730	0.16	0.00	0.00	0.00	0.00
160907	335.61	8	23-Mar-16	96.625	12.39	-13	23	1.56	0.03	0.03	160.48	0.48
160915	3,510.00	8.25	22-Mar-17	95.000	12.02	-19	18	2.38	0.00	0.00	0.00	0.00
151286	6,201.00	7.5	20-Dec-17	91.750	10.93	-25	16	3.04	0.00	0.00	0.00	0.00

Notes: 1W - last 7-day period; turnover figures are trade volumes for a bond reported by PFTS; total turnover - total volume of trades with the bond at PFTS since issue date; [*] liquidity ratio - ratio of total turnover to bond's volume in outstanding.

Sources: Bloomberg, PFTS, Investment Capital Ukraine LLC.

Chart 5. Shape of the local-currency sovereign yield curve

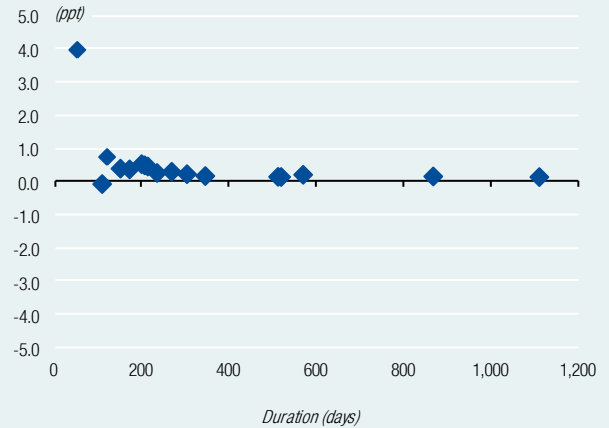
Last one compared to 1 week ago



Sources: Ministry of Finance, Bloomberg, PFTS, Investment Capital Ukraine LLC.

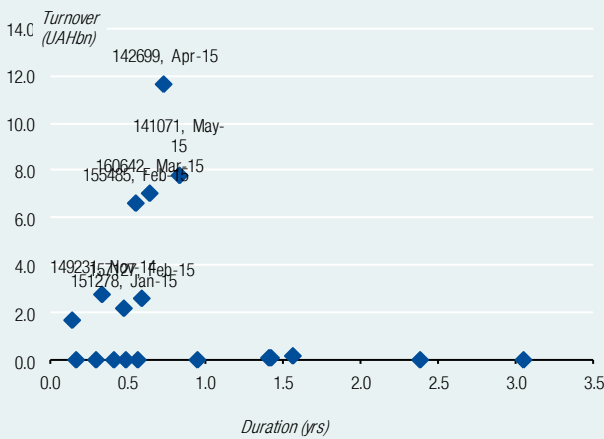
Chart 6. Movement of the local-currency sovereign yield curve

Over last week, in percentage points



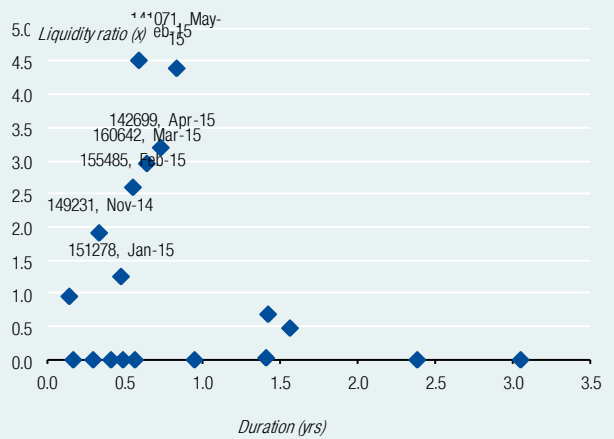
Sources: Ministry of Finance, Bloomberg, PFTS, Investment Capital Ukraine LLC.

Chart 7. Map of Ukraine's local-currency government bonds by total turnover plotted against their duration



Note: Total turnover and duration are taken from Table 1, page 5. The bonds with turnover of UAH2bn and more have labels, which consist of PFTS ticker and after a coma month and year of maturity.
Sources: Ministry of Finance, Bloomberg, PFTS, Investment Capital Ukraine LLC.

Chart 8. Map of Ukraine's local-currency government bonds by liquidity ratio plotted against their duration



Note: Total turnover and duration are taken from Table 1, page 5. The bonds with liquidity ratio of 1.1x and more have labels, which consist of PFTS ticker and after a coma month and year of maturity.
Sources: Ministry of Finance, Bloomberg, PFTS, Investment Capital Ukraine LLC.

Eurobond market

Table 2. Ukrainian Eurobonds as of 21 Jul 2014

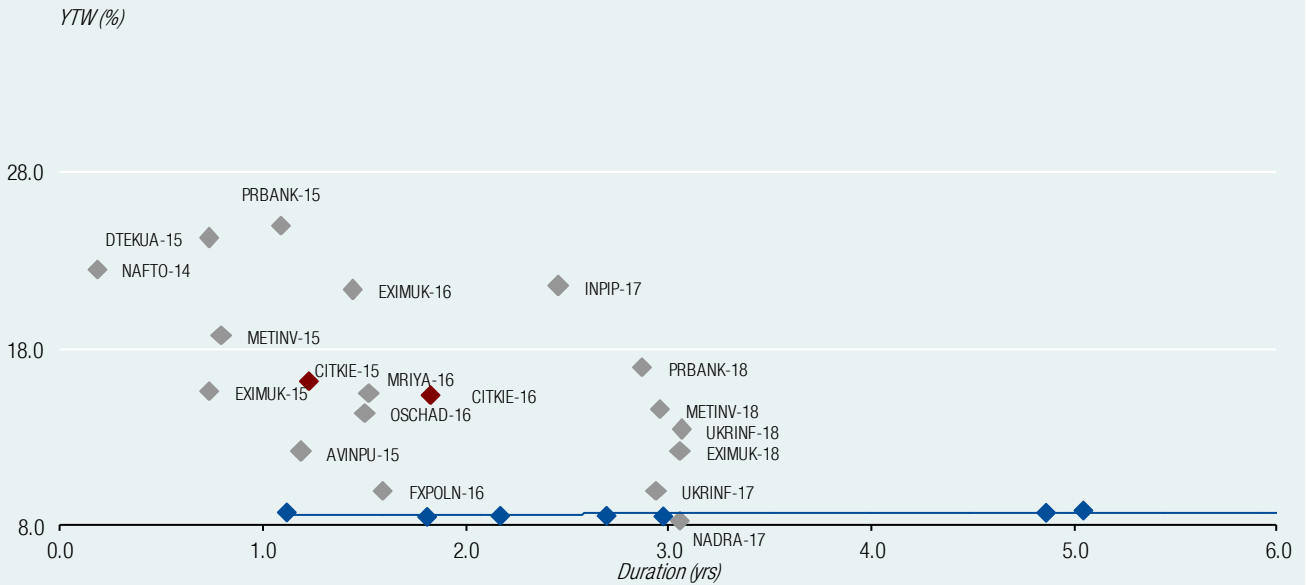
Ticker	Issuer	Ratings	Volume (million)	Curr-ency	Coupon rate (%)	Maturity	Price (% of par)	YTM (%)	Weekly price chg (bp)	Weekly yield chg (bp)	Spread (bp)	Duration (years)
UKRAIN-15	Ministry of Finance	Caa3/CCC/CC C	500.0	USD	6.875	23-Sep-15	98.779	7.98	-31	30	671	1.11
UKRAIN-15	Ministry of Finance	Caa3/CCC/CC C	600.0	EUR	4.95	13-Oct-15	95.850	8.65	-41	41	798	1.17
UKRAIN-16	Ministry of Finance	Caa3/CCC/CC C	1,250.0	USD	6.25	17-Jun-16	96.588	8.23	-56	34	744	1.80
UKRAIN-16	Ministry of Finance	Caa3/CCC/CC C	1,000.0	USD	6.58	21-Nov-16	96.296	8.36	-86	43	765	2.16
UKRAIN-17	Ministry of Finance	Caa3/CCC/CC C	2,600.0	USD	9.25	24-Jul-17	102.129	8.43	-91	34	730	2.69
UKRAIN-17	Ministry of Finance	Caa3/CCC/CC C	700.0	USD	6.75	14-Nov-17	95.396	8.37	-148	54	721	2.97
UKRAIN-20	Ministry of Finance	Caa3/CCC/CC C	1,500.0	USD	7.75	23-Sep-20	96.020	8.59	-90	20	675	4.86
UKRAIN-21	Ministry of Finance	Caa3/CCC/CC C	1,500.0	USD	7.95	23-Feb-21	95.919	8.78	-116	24	620	5.04
UKRAIN-22	Ministry of Finance	Caa3/CCC/CC C	2,250.0	USD	7.8	28-Nov-22	95.410	8.58	-100	18	597	6.15
UKRAIN-23	Ministry of Finance	Caa3/CCC/CC C	1,250.0	USD	7.5	17-Apr-23	93.818	8.51	-95	16	595	6.34
CITKIE-15	Kyiv	Caa3/CCC/CC C	250.0	USD	8	6-Nov-15	91.688	15.37	-13	18	1,411	1.22
CITKIE-16	Kyiv	Caa3/CCC/CC C	300.0	USD	9.375	11-Jul-16	91.000	14.82	-69	47	1,377	1.82
NAFTO-14	Naftogaz of Ukraine	NR/NR/CCC	1,595.0	USD	9.5	30-Sep-14	97.875	21.08	-13	133	1,958	0.18
PUMBUI-14	FUIB	Caa3/NR/NR	252.5	USD	11	31-Dec-14	89.813	37.66	-56	222	3,723	0.42
EXIMUK-15	Ukreximbank	Caa3/NR/CCC	750.0	USD	8.375	27-Apr-15	95.250	15.21	-69	111	1,434	0.73
DTEKUA-15	DTEK	Caa2/NR/CCC	500.0	USD	9.5	28-Apr-15	91.000	23.00	-344	554	2,130	0.73
MHPSA-15	MHP	Caa2/NR/CCC	584.8	USD	10.25	29-Apr-15	103.313	5.72	-44	51	498	0.74
METINV-15	Metinvest Holding	Caa2/NR/CCC	500.0	USD	10.25	20-May-15	94.313	17.95	-256	363	1,666	0.79
PRBANK-15	Pryvatbank	Caa3u/NR/CC C	200.0	USD	9.375	23-Sep-15	85.938	23.89	-181	218	2,232	1.09
AVINPU-15	Avangard	NR/NR/CCC	200.0	USD	10	29-Oct-15	98.375	11.39	-63	56	1,013	1.19
PRBANK-16	Pryvatbank	Caa3u/NR/CC C	150.0	USD	8.75	9-Feb-16	100.350	5.56	0	0	506	1.46
EXIMUK-16	Ukreximbank	Caa3/NR/CCC	125.0	USD	8.4	9-Feb-16	80.688	21.13	-56	62	2,047	1.44
OSCHAD-16	Oshchadbank	Caa3/NR/CCC	500.0	USD	8.25	10-Mar-16	92.000	13.90	50	-34	1,294	1.50
MRIYA-16	Mriya Agroholding	NR/CCC/CCC	250.0	USD	10.95	30-Mar-16	94.313	14.87	-44	34	1,379	1.52
FXPOLN-16	Ferrexpo PLC	Caa2/CCC+/C CC	500.0	USD	7.875	7-Apr-16	97.063	9.78	-63	42	908	1.59
NADRA-17	Nadra Bank	WR/NR/WD	41.0	USD	8	22-Jun-17	100.000	7.99	4,000	-4,151	734	1.65
INPIP-17	Interpipe	NR/NR/C	200.0	USD	10.25	2-Aug-17	76.938	20.93	0	4	1,937	2.46
NADRA-17	Nadra Bank	NR/NR/NR	50.0	USD	9.375	5-Dec-17	100.000	8.24	0	3	726	3.05
UKRINF-17	Infrastructure Projects Fin	(P)Caa3/NR/N R	550.0	USD	9	7-Dec-17	97.871	9.75	-18	7	854	2.94
EXIMUK-18	Ukreximbank	Caa3/NR/CCC	500.0	USD	8.75	22-Jan-18	90.875	12.03	-44	17	1,016	3.06
METINV-18	Metinvest Holding	Caa2/NR/CCC	750.0	USD	8.75	14-Feb-18	85.313	14.15	-200	81	1,204	2.95
PRBANK-18	Pryvatbank	Caa3u/NR/CC C	175.0	USD	10.875	28-Feb-18	84.938	16.60	-206	87	1,458	2.87
OSCHAD-18	Oshchadbank	Caa3/NR/CCC	500.0	USD	8.875	20-Mar-18	88.063	13.08	-131	51	1,109	3.06

OSCHAD-16	Oshchadbank	NR/NR/B	200.0	USD	8.25	10-Mar-16	0.000	0.00	0	0	0	0.00
UKRINF-17	Infrastructure Projects Fin	Caa3/NR/NR	538.0	USD	8.375	3-Nov-17	94.750	10.29	0	0	907	2.87
UKRINF-18	Infrastructure Projects Fin	Caa3/NR/NR	690.0	USD	7.4	20-Apr-18	91.563	10.16	0	0	829	3.26

Sources: Bloomberg, Investment Capital Ukraine LLC.

Chart 9. Term structure of yields of Ukrainian Eurobonds as of 21 Jul 2014

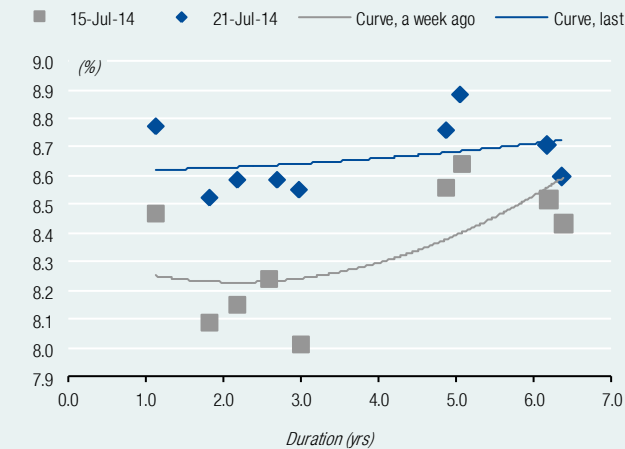
Blue dots are Ukraine sovereign Eurobonds; grey dots are corporate Eurobonds and red ones are municipal Eurobonds



Sources: Bloomberg, Investment Capital Ukraine LLC..

Chart 10. Shape of the USD sovereign yield curve at Eurobond market

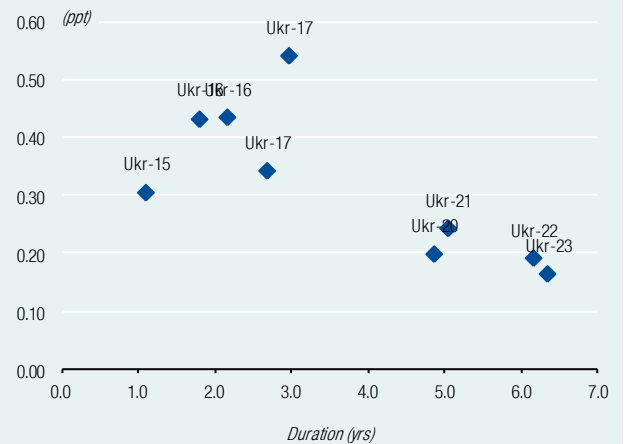
Last one compared to 1 week ago



Sources: Bloomberg, Investment Capital Ukraine LLC.

Chart 11. Movement of the USD sovereign yield curve at Eurobond market

Over last week, in percentage points



Note: each point of the chart has a label, where "Ukr" means Ukraine sovereign bond and a two-digit figure after a dash means year of maturity of the bond.
Sources: Bloomberg, Investment Capital Ukraine LLC.

Primary market for UAH state bonds

Table 3. Primary market for local-currency government bonds: results of recent auctions

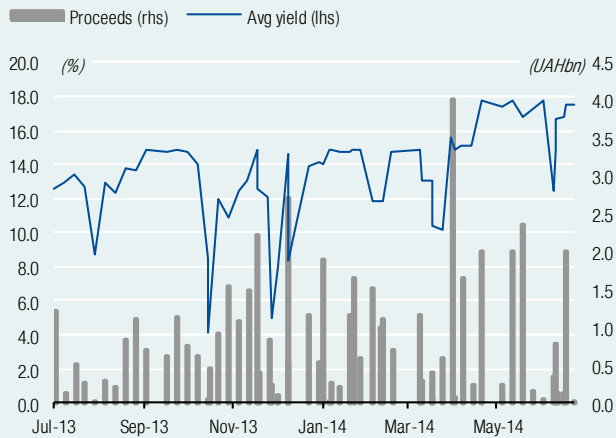
Date	Qty of bonds offered/sold	Proceeds (UAHm)	Volume of bonds sold* (UAHm)	Volume of bids submitted (UAHm)	Qty of bids submitted	Lowest yield asked** (%)	Highest yield asked** (%)	MoF cut-off yield (%)	Qty of bids accepted	Average yield (%)	WA yield (%)	Average duration (years)	WA duration (years)
15-Jul-14	1	20.00	20.00	20.00	1	16.75	16.75	16.75	1	17.47	17.47	1.78	1.78
9-Jul-14	1	2,000.88	2,000.00	2,000.00	1	16.75	16.75	16.75	1	17.47	17.47	1.78	1.78
8-Jul-14	3	127.39	130.00	130.00	7	12.00	16.95	14.63	7	16.81	17.13	0.81	1.00
3-Jul-14	3	139.02	140.00	140.00	7	8.00	16.95	12.32	7	16.62	16.50	0.69	0.60
2-Jul-14	1	769.00	746.86	746.86	1	14.30	14.30	14.30	1	14.85	14.85	3.52	3.52
1-Jul-14	1	339.83	350.00	350.00	2	12.00	12.00	12.00	2	12.41	12.41	0.25	0.25
24-Jun-14	1	55.17	55.00	55.00	3	16.95	16.95	16.95	3	17.69	17.69	1.76	1.76
17-Jun-14	2	159.59	166.97	176.97	6	15.00	18.00	15.98	5	17.24	16.97	1.16	0.95
10-Jun-14	3	2,351.07	2,362.00	2,392.00	12	12.00	16.95	14.65	9	16.74	17.58	0.86	1.57
3-Jun-14	1	2,000.00	2,000.00	2,020.00	6	16.98	17.50	16.98	4	17.72	17.72	1.78	1.78
27-May-14	2	234.83	215.00	245.00	11	3.00	17.50	10.00	10	17.38	14.62	0.91	0.20
13-May-14	1	2,000.00	1,987.48	1.99	4	17.00	17.00	17.00	4	17.74	17.74	1.74	1.74
6-May-14	2	246.60	100.00	320.00	4	9.95	20.00	12.48	2	15.15	14.96	1.40	1.17
29-Apr-14	2	1,636.78	20.00	1,620.00	7	9.95	16.00	12.48	3	15.11	15.60	1.38	2.42
24-Apr-14	1	74.96	74.73	74.73	1	14.30	14.30	14.30	1	14.85	14.85	3.70	3.70
22-Apr-14	1	4,000.00	4,000.00	4,000.00	4	15.00	15.00	15.00	4	15.59	15.59	2.52	2.52
15-Apr-14	1	587.66	600.00	600.00	1	9.95	9.95	9.95	1	10.21	10.21	0.21	0.21
9-Apr-14	1	391.04	400.00	400.00	1	9.95	9.95	9.95	1	10.34	10.34	0.23	0.23
8-Apr-14	1	103.66	110.00	110.00	2	12.75	12.75	12.75	2	13.09	13.09	0.48	0.48
1-Apr-14	1	282.07	300.00	330.00	4	12.75	23.50	12.75	1	13.08	13.08	0.50	0.50
31-Mar-14	1	1,155.23	1,150.00	1,150.00	3	14.25	14.25	14.25	3	14.80	14.80	2.50	2.50
12-Mar-14	2	684.52	712.08	712.08	3	14.00	14.00	14.00	3	14.71	14.71	0.29	0.29
6-Mar-14	1	1,100.34	1,100.00	1,100.00	1	11.50	11.50	11.50	1	11.86	11.86	3.92	3.92
4-Mar-14	1	1,000.00	1,000.00	1,000.00	1	11.50	11.50	11.50	1	11.86	11.86	3.93	3.93
27-Feb-14	1	1,503.69	1,500.00	1,500.00	1	11.50	11.50	11.50	1	11.86	11.86	3.91	3.91
26-Feb-14	1	1,500.00	1,500.00	1,500.00	1	11.50	11.50	11.50	1	11.86	11.86	3.93	3.93
18-Feb-14	1	600.00	600.00	600.00	1	14.25	14.25	14.25	1	14.84	14.84	3.73	3.73
13-Feb-14	1	1,655.00	1,650.00	1,650.00	1	14.25	14.25	14.25	1	14.80	14.80	3.71	3.71
11-Feb-14	1	1,151.08	1,145.00	1,145.00	2	14.25	14.25	14.25	2	14.79	14.79	3.69	3.69
4-Feb-14	1	209.27	208.71	208.71	2	14.25	14.25	14.25	2	14.79	14.79	3.71	3.71
29-Jan-14	1	273.01	273.01	0.00	2	14.25	14.25	14.25	2	14.80	14.80	3.73	3.73
28-Jan-14	1	10.11	10.00	10.00	1	14.30	14.30	14.30	1	14.85	14.85	4.56	4.56
23-Jan-14	3	1,881.79	688.05	1,958.05	11	8.25	14.25	10.67	10	14.03	14.13	1.48	1.59
21-Jan-14	3	537.93	340.00	540.28	10	5.00	14.25	9.17	7	14.15	14.48	1.41	1.83
14-Jan-14	2	1,150.73	1,152.26	1,152.26	19	8.75	14.25	11.50	6	13.85	14.76	2.35	3.68
31-Dec-13	1	544.86	550.00	550.00	1	8.00	8.00	8.00	1	8.29	8.29	0.12	0.12
30-Dec-13	4	2,695.11	2,374.81	2,645.12	6	5.00	14.30	9.64	6	14.67	14.81	2.09	3.81
24-Dec-13	1	99.96	99.83	99.83	1	7.75	7.75	7.75	1	7.92	7.92	2.71	2.71
19-Dec-13	2	234.96	184.00	234.00	4	4.80	5.00	4.90	4	5.00	5.06	0.02	0.02
17-Dec-13	2	837.39	123.30	823.30	2	7.75	14.25	11.00	2	12.14	14.09	3.07	3.49

Notes: the tables depicts the history of last 40 auctions; [*] - volume of bonds sold at the auction at par value; [**] - lowest and highest yields that are indicated in the bid orders submitted to the auction in order to buy all bonds offered by MoF.

Sources: Ministry of Finance, Investment Capital Ukraine LLC.

Chart 12. Effective yield of debt raised by MoF and total volume of proceeds at the government bond auctions

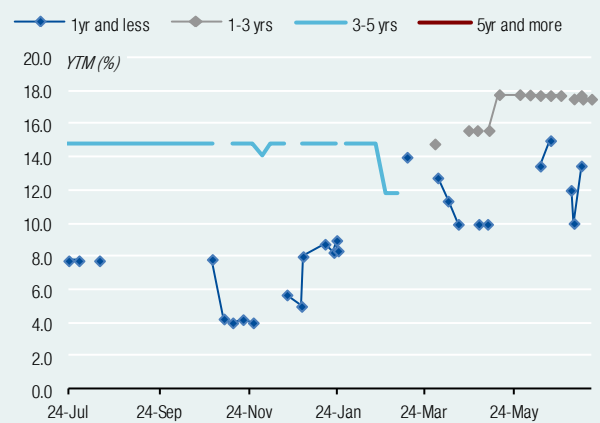
Last 12-month period



Sources: Ministry of Finance, Investment Capital Ukraine LLC.

Chart 13. Yield-to-maturity of government bonds sold at auctions, breakdown by duration of bonds sold

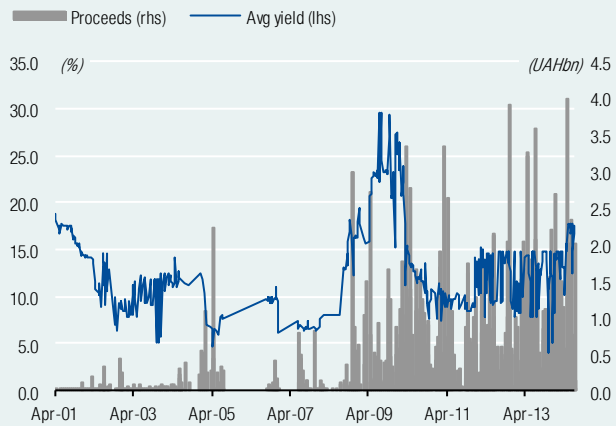
Last 12-month period



Sources: Ministry of Finance, Investment Capital Ukraine LLC.

Chart 14. Effective yield of debt raised by MoF and total volume of proceeds at the government bond auctions

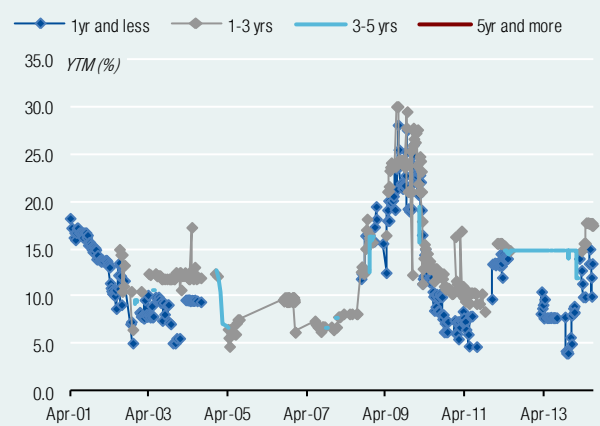
History since April 2001 to present



Sources: Ministry of Finance, Investment Capital Ukraine LLC.

Chart 15. Yield-to-maturity of government bonds sold at auctions, breakdown by duration of bonds sold

History since April 2001 to present



Sources: Ministry of Finance, Investment Capital Ukraine LLC.

UAH state bonds outstanding

Table 4. Outstanding of local-currency government bonds

ISIN	Bond type	Outstanding volume (UAH)	Coupon rate (%)	Payment frequency	Amortisation option	Put option	Next put	Maturity date
Government UAH bonds								
UA4000185086	Zero-coupon bonds	60,000,000.00	8.00	Upon maturity	No	No		23-Jul-2014
UA4000180442	Zero-coupon bonds	170,000,000.00		Upon maturity	No	No		30-Jul-2014
UA4000184238	Zero-coupon bonds	300,000,000.00	12.00	Upon maturity	No	No		10-Sep-2014
UA4000180210	Zero-coupon bonds	830,000,000.00		Upon maturity	No	No		1-Oct-2014
UA4000178883	Zero-coupon bonds	25,000,000.00		Upon maturity	No	No		15-Oct-2014
UA4000184246	Zero-coupon bonds	182,000,000.00	14.92	Upon maturity	No	No		10-Dec-2014
UA4000064026	Coupon bonds	1,000,000.00	18.50	Semi-annually	No	No		21-Jan-2015
UA4000064166	Coupon bonds	451,875,000.00	15.00	Semi-annually	No	No		28-Jan-2015
UA4000141592	Coupon bonds	250,000,000.00	14.30	Semi-annually	No	No		20-May-2015
UA4000180582	Coupon bonds	1,987,478,000.00	17.00	Semi-annually	No	No		27-Apr-2016
UA4000180772	Coupon bonds	20,000,000.00	17.00	Semi-annually	No	No		18-May-2016
UA4000181275	Coupon bonds	2,000,000,000.00	16.98	Semi-annually	No	No		1-Jun-2016
UA4000184253	Coupon bonds	2,030,000,000.00	16.95	Semi-annually	No	No		8-Jun-2016
UA4000184352	Coupon bonds	211,970,000.00	16.95	Semi-annually	No	No		15-Jun-2016
UA4000185201	Coupon bonds	2,000,000,000.00	16.75	Semi-annually	No	No		6-Jul-2016
UA4000185276	Coupon bonds	20,000,000.00	16.75	Semi-annually	No	No		13-Jul-2016
UA4000106181	Coupon bonds	80,002,000.00	9.50	Quarterly	Yes	Yes	13-Jul-2016	13-Jul-2016
UA4000107528	Coupon bonds	7,087,500.00	12.50	Quarterly	Yes	No		20-Jul-2016
UA4000180202	Coupon bonds	1,150,000,000.00	14.25	Semi-annually	No	No		15-Mar-2017
UA4000180459	Coupon bonds	1,600,000,000.00	15.00	Semi-annually	No	No		29-Mar-2017
UA4000138853	Coupon bonds	1,928,720,000.00	14.30	Semi-annually	No	No		5-Apr-2017
UA4000180400	Coupon bonds	4,000,000,000.00	15.00	Semi-annually	No	No		19-Apr-2017
UA4000180541	Coupon bonds	100,000,000.00	15.00	Semi-annually	No	No		3-May-2017
UA4000142665	Coupon bonds	1,759,740,000.00	14.30	Semi-annually	No	No		24-May-2017
UA4000145973	Coupon bonds	1,810,000,000.00	14.30	Semi-annually	No	No		2-Aug-2017
UA4000148027	Coupon bonds	1,824,455,000.00	14.30	Semi-annually	No	No		11-Oct-2017
UA4000148571	Coupon bonds	1,890,000,000.00	14.30	Semi-annually	No	No		18-Oct-2017
UA4000177745	Coupon bonds	5,000,000.00	12.10	Semi-annually	No	No		15-Nov-2017
UA4000151203	Coupon bonds	1,493,409,000.00	14.30	Semi-annually	No	No		13-Dec-2017
UA4000157119	Coupon bonds	2,500,330,000.00	14.30	Semi-annually	No	No		7-Feb-2018
UA4000160626	Coupon bonds	1,818,593,000.00	14.30	Semi-annually	No	No		7-Mar-2018
UA4000162127	Coupon bonds	2,751,160,000.00	14.30	Semi-annually	No	No		4-Apr-2018
UA4000165765	Coupon bonds	1,585,600,000.00	14.25	Semi-annually	No	No		11-Apr-2018
UA4000166219	Coupon bonds	400,000,000.00	14.25	Semi-annually	No	No		18-Apr-2018
UA4000166201	Coupon bonds	2,254,507,000.00	14.25	Semi-annually	No	No		2-May-2018
UA4000168082	Coupon bonds	3,050,250,000.00	14.25	Semi-annually	No	No		16-May-2018
UA4000171391	Coupon bonds	1,803,816,000.00	14.25	Semi-annually	No	No		27-Jun-2018
UA4000170732	Coupon bonds	3,853,400,000.00	14.25	Semi-annually	No	No		4-Jul-2018
UA4000174239	Coupon bonds	1,247,936,000.00	14.25	Semi-annually	No	No		5-Sep-2018
UA4000175467	Coupon bonds	1,364,010,000.00	14.25	Semi-annually	No	No		10-Oct-2018
UA4000176093	Coupon bonds	1,644,780,000.00	14.25	Semi-annually	No	No		24-Oct-2018
UA4000177919	Coupon bonds	2,100,000,000.00	14.25	Semi-annually	No	No		14-Nov-2018
UA4000178891	Coupon bonds	2,077,263,000.00	14.25	Semi-annually	No	No		9-Jan-2019
UA4000179196	Coupon bonds	1,626,723,000.00	14.25	Semi-annually	No	No		23-Jan-2019
UA4000179519	Coupon bonds	1,650,000,000.00	14.25	Semi-annually	No	No		30-Jan-2019
UA4000179691	Coupon bonds	600,000,000.00	14.30	Semi-annually	No	No		13-Feb-2019
UA4000179766	Coupon bonds	1,500,000,000.00	11.50	Semi-annually	No	No		13-Feb-2019
UA4000179741	Coupon bonds	1,500,000,000.00	11.50	Semi-annually	No	No		20-Feb-2019

Table 4. Outstanding of local-currency government bonds

ISIN	Bond type	Outstanding volume (UAH)	Coupon rate (%)	Payment frequency	Amortisation option	Put option	Next put	Maturity date
UA4000179824	Coupon bonds	2,100,000,000.00	11.50	Semi-annually	No	No		27-Feb-2019
UA4000180426	Coupon bonds	821,589,000.00	14.30	Semi-annually	No	No		10-Apr-2019
UA4000138861	Coupon bonds	2,160,000,000.00	14.00	Semi-annually	No	No		17-Apr-2019
UA4000142137	Coupon bonds	1,900,000,000.00	14.13	Semi-annually	No	No		22-May-2019
UA4000146997	Coupon bonds	1,996,041,000.00	14.30	Semi-annually	No	No		18-Sep-2019
UA4000148589	Coupon bonds	2,000,000,000.00	14.30	Semi-annually	No	No		23-Oct-2019
UA4000148944	Coupon bonds	500,000,000.00	14.30	Semi-annually	No	No		30-Oct-2019
UA4000157671	Coupon bonds	1,760,800,000.00	14.30	Semi-annually	No	No		12-Feb-2020
UA4000165773	Coupon bonds	1,820,000,000.00	14.30	Semi-annually	No	No		8-Apr-2020
UA4000166805	Coupon bonds	1,944,904,000.00	14.30	Semi-annually	No	No		6-May-2020
UA4000171094	Coupon bonds	2,403,338,000.00	14.30	Semi-annually	No	No		8-Jul-2020
UA4000175459	Coupon bonds	1,195,000,000.00	14.30	Semi-annually	No	No		23-Sep-2020
UA4000178024	Coupon bonds	2,024,807,000.00	14.30	Semi-annually	No	No		21-Oct-2020
UA4000177927	Coupon bonds	1,500,000,000.00	14.30	Semi-annually	No	No		18-Nov-2020
UA4000179170	Coupon bonds	10,000,000.00	14.30	Semi-annually	No	No		23-Dec-2020
UA4000173371	Coupon bonds	330,000,000.00	10.00	Semi-annually	No	No		23-Aug-2023
Total		87,982,583,500.00						
Government recap'n bonds								
UA4000136436	Coupon bonds	1,500,000,000.00	9.65	Semi-annually	No	No		30-Jul-2014
UA4000136451	Coupon bonds	1,500,000,000.00	9.75	Semi-annually	No	No		8-Oct-2014
UA4000063218	Coupon bonds	1,598,270,000.00	9.75	Semi-annually	No	No		12-Nov-2014
UA4000063226	Coupon bonds	1,598,270,000.00	9.75	Semi-annually	No	No		17-Dec-2014
UA4000136469	Coupon bonds	1,500,000,000.00	9.95	Semi-annually	No	No		4-Feb-2015
UA4000092100	Coupon bonds	500,000,000.00	9.50	Semi-annually	No	No		18-Mar-2015
UA4000146393	Coupon bonds	1,000,000,000.00	9.95	Semi-annually	No	No		2-Sep-2015
UA4000048789	Coupon bonds	2,000,000,000.00	9.50	Semi-annually	No	No		18-Nov-2015
UA4000050090	Coupon bonds	4,000,000,000.00	9.50	Semi-annually	No	No		16-Dec-2015
UA4000092118	Coupon bonds	1,500,000,000.00	9.50	Semi-annually	No	No		17-Feb-2016
UA4000115190	Coupon bonds	1,250,000,000.00	9.50	Semi-annually	No	No		9-Mar-2016
UA4000050199	Coupon bonds	3,885,000,000.00	9.50	Semi-annually	No	No		13-Apr-2016
UA4000050017	Coupon bonds	3,700,000,000.00	9.50	Semi-annually	No	No		10-May-2016
UA4000092126	Coupon bonds	1,500,000,000.00	9.50	Semi-annually	No	No		29-Jun-2016
UA4000092134	Coupon bonds	1,500,000,000.00	9.50	Semi-annually	No	No		13-Jul-2016
UA4000119945	Coupon bonds	1,750,000,000.00	9.50	Semi-annually	No	No		24-Aug-2016
UA4000050207	Coupon bonds	3,885,000,000.00	9.50	Semi-annually	No	No		14-Sep-2016
UA4000115208	Coupon bonds	1,250,000,000.00	9.50	Semi-annually	No	No		15-Feb-2017
UA4000092142	Coupon bonds	1,200,000,000.00	9.50	Semi-annually	No	No		12-Apr-2017
UA4000057111	Coupon bonds	1,033,333,000.00	9.50	Semi-annually	No	No		31-May-2017
UA4000057277	Coupon bonds	1,188,431,000.00	9.50	Semi-annually	No	No		7-Jun-2017
UA4000057301	Coupon bonds	936,171,000.00	9.50	Semi-annually	No	No		14-Jun-2017
UA4000156863	Coupon bonds	2,000,000,000.00	14.30	Semi-annually	No	No		28-Jun-2017
UA4000058606	Coupon bonds	3,100,000,000.00	9.50	Semi-annually	No	No		19-Jul-2017
UA4000158315	Coupon bonds	1,000,000,000.00	14.30	Semi-annually	No	No		16-Aug-2017
UA4000092167	Coupon bonds	1,200,000,000.00	9.50	Semi-annually	No	No		23-Aug-2017
UA4000115216	Coupon bonds	1,250,000,000.00	9.50	Semi-annually	No	No		13-Sep-2017
UA4000058614	Coupon bonds	1,658,263,000.00	9.50	Semi-annually	No	No		4-Oct-2017
UA4000153340	Coupon bonds	1,500,000,000.00	14.30	Semi-annually	No	No		8-Nov-2017
UA4000151476	Coupon bonds	2,000,000,000.00	14.30	Semi-annually	No	No		29-Nov-2017
UA4000153126	Coupon bonds	500,000,000.00	14.30	Semi-annually	No	No		13-Dec-2017
UA4000130082	Coupon bonds	2,000,000,000.00	9.50	Semi-annually	No	No		27-Dec-2017
UA4000179576	Coupon bonds	2,500,000,000.00	14.25	Semi-annually	No	No		16-Jan-2018

Table 4. Outstanding of local-currency government bonds

ISIN	Bond type	Outstanding volume (UAH)	Coupon rate (%)	Payment frequency	Amortisation option	Put option	Next put	Maturity date
UA4000130090	Coupon bonds	2,000,000,000.00	9.50	Semi-annually	No	No		17-Jan-2018
UA4000115638	Coupon bonds	1,975,000,000.00	9.50	Semi-annually	No	No		21-Feb-2018
UA4000160758	Coupon bonds	1,000,000,000.00	14.30	Semi-annually	No	No		14-Mar-2018
UA4000061790	Coupon bonds	1,400,000,000.00	9.50	Semi-annually	No	No		28-Mar-2018
UA4000119952	Coupon bonds	1,750,000,000.00	9.50	Semi-annually	No	No		25-Apr-2018
UA4000055586	Coupon bonds	1,000,000,000.00	9.50	Semi-annually	No	No		9-May-2018
UA4000057319	Coupon bonds	936,172,000.00	9.50	Semi-annually	No	No		30-May-2018
UA4000057129	Coupon bonds	1,033,333,000.00	9.50	Semi-annually	No	No		6-Jun-2018
UA4000057285	Coupon bonds	1,188,431,000.00	9.50	Semi-annually	No	No		13-Jun-2018
UA4000173314	Coupon bonds	1,250,000,000.00	14.25	Semi-annually	No	No		20-Jun-2018
UA4000058622	Coupon bonds	1,916,119,000.00	9.50	Semi-annually	No	No		18-Jul-2018
UA4000173306	Coupon bonds	1,250,000,000.00	14.25	Semi-annually	No	No		25-Jul-2018
UA4000173298	Coupon bonds	1,250,000,000.00	14.25	Semi-annually	No	No		1-Aug-2018
UA4000120877	Coupon bonds	604,000,000.00	9.50	Semi-annually	No	No		8-Aug-2018
UA4000173280	Coupon bonds	1,250,000,000.00	14.25	Semi-annually	No	No		15-Aug-2018
UA4000115224	Coupon bonds	1,250,000,000.00	9.50	Semi-annually	No	No		22-Aug-2018
UA4000062525	Coupon bonds	650,000,000.00	9.50	Semi-annually	No	No		12-Sep-2018
UA4000115646	Coupon bonds	1,975,001,000.00	9.50	Semi-annually	No	No		19-Sep-2018
UA4000058630	Coupon bonds	1,355,345,000.00	9.50	Semi-annually	No	No		3-Oct-2018
UA4000059323	Coupon bonds	1,000,000,000.00	9.50	Semi-annually	No	No		31-Oct-2018
UA4000121495	Coupon bonds	1,000,000,000.00	9.50	Semi-annually	No	No		7-Nov-2018
UA4000064307	Coupon bonds	1,000,000,000.00	9.50	Semi-annually	No	No		21-Nov-2018
UA4000177943	Coupon bonds	300,000,000.00	9.50	Semi-annually	No	No		28-Nov-2018
UA4000179535	Coupon bonds	2,500,000,000.00	14.25	Semi-annually	No	No		28-Nov-2018
UA4000179543	Coupon bonds	2,500,000,000.00	14.25	Semi-annually	No	No		5-Dec-2018
UA4000179550	Coupon bonds	2,500,000,000.00	14.25	Semi-annually	No	No		19-Dec-2018
UA4000179568	Coupon bonds	1,066,400,000.00	14.25	Semi-annually	No	No		26-Dec-2018
UA4000061808	Coupon bonds	1,400,000,000.00	9.50	Semi-annually	No	No		6-Feb-2019
UA4000064315	Coupon bonds	1,294,999,000.00	9.50	Semi-annually	No	No		13-Mar-2019
UA4000058648	Coupon bonds	1,933,060,000.00	9.50	Semi-annually	No	No		3-Apr-2019
UA4000121503	Coupon bonds	1,100,000,000.00	9.50	Semi-annually	No	No		15-May-2019
UA4000057293	Coupon bonds	1,188,432,000.00	9.50	Semi-annually	No	No		29-May-2019
UA4000057327	Coupon bonds	936,172,000.00	9.50	Semi-annually	No	No		5-Jun-2019
UA4000057137	Coupon bonds	1,033,334,000.00	9.50	Semi-annually	No	No		12-Jun-2019
UA4000064323	Coupon bonds	1,000,000,000.00	9.50	Semi-annually	No	No		17-Jul-2019
UA4000063119	Coupon bonds	1,276,191,000.00	9.50	Semi-annually	No	No		21-Aug-2019
UA4000064349	Coupon bonds	1,295,000,000.00	9.50	Semi-annually	No	No		25-Sep-2019
UA4000064117	Coupon bonds	900,000,000.00	9.50	Semi-annually	No	No		16-Oct-2019
UA4000064125	Coupon bonds	900,000,000.00	9.50	Semi-annually	No	No		20-Nov-2019
UA4000063010	Coupon bonds	950,000,000.00	9.50	Semi-annually	No	No		11-Mar-2020
UA4000061816	Coupon bonds	1,400,000,000.00	9.50	Semi-annually	No	No		15-Apr-2020
UA4000121511	Coupon bonds	1,100,000,000.00	9.50	Semi-annually	No	No		20-May-2020
UA4000063127	Coupon bonds	1,500,000,000.00	9.50	Semi-annually	No	No		17-Jun-2020
UA4000180798	Coupon bonds	2,500,000,000.00	14.30	Semi-annually	No	No		29-Jul-2020
UA4000063028	Coupon bonds	949,981,000.00	9.50	Semi-annually	No	No		12-Aug-2020
UA4000180806	Coupon bonds	2,500,000,000.00	14.30	Semi-annually	No	No		26-Aug-2020
UA4000180814	Coupon bonds	2,500,000,000.00	14.30	Semi-annually	No	No		30-Sep-2020
UA4000180822	Coupon bonds	2,500,000,000.00	14.30	Semi-annually	No	No		14-Oct-2020
UA4000061824	Coupon bonds	1,400,000,000.00	9.50	Semi-annually	No	No		4-Nov-2020
UA4000177950	Coupon bonds	1,400,000,000.00	9.50	Semi-annually	No	No		25-Nov-2020
UA4000063135	Coupon bonds	1,500,000,000.00	9.50	Semi-annually	No	No		9-Jun-2021
UA4000121529	Coupon bonds	1,100,000,000.00	9.50	Semi-annually	No	No		22-Sep-2021

Table 4. Outstanding of local-currency government bonds

ISIN	Bond type	Outstanding volume (UAH)	Coupon rate (%)	Payment frequency	Amortisation option	Put option	Next put	Maturity date
UA4000063143	Coupon bonds	1,500,000,000.00	9.50	Semi-annually	No	No		1-Jun-2022
Total		132,439,708,000.00						
Government VAT bonds 2010								
UA4000078141	Coupon bonds	14,532,000.00	5.50	Semi-annually	Yes	No		27-Jul-2015
UA4000082531	Coupon bonds	614,344,500.00	5.50	Semi-annually	Yes	No		21-Aug-2015
UA4000082622	Coupon bonds	2,491,461,900.00	5.50	Semi-annually	Yes	No		24-Aug-2015
UA4000083059	Coupon bonds	1,810,435,500.00	5.50	Semi-annually	Yes	No		25-Aug-2015
Total		4,930,773,900.00						
Government indexed bonds								
UA4000129100	Coupon bonds	1,610,000,000.00	8.22	Semi-annually	No	No		24-Sep-2014
UA4000129902	Coupon bonds	175,000,000.00	8.22	Semi-annually	No	No		22-Oct-2014
UA4000130595	Coupon bonds	200,000,000.00	8.25	Semi-annually	No	No		29-Oct-2014
UA4000130603	Coupon bonds	1,200,100,000.00	8.22	Semi-annually	No	No		5-Nov-2014
UA4000132278	Coupon bonds	250,000,000.00	9.75	Semi-annually	No	No		3-Dec-2014
UA4000137822	Coupon bonds	700,000,000.00	9.30	Semi-annually	No	No		4-Mar-2015
UA4000138242	Coupon bonds	470,000,000.00	9.30	Semi-annually	No	No		8-Apr-2015
UA4000139513	Coupon bonds	900,000,000.00	9.30	Semi-annually	No	No		13-May-2015
UA4000141600	Coupon bonds	100,000,000.00	9.30	Semi-annually	No	No		3-Jun-2015
UA4000144075	Coupon bonds	600,000,000.00	9.30	Semi-annually	No	No		15-Jul-2015
UA4000146070	Coupon bonds	200,000,000.00	9.30	Semi-annually	No	No		12-Aug-2015
UA4000146500	Coupon bonds	525,000,000.00	9.30	Semi-annually	No	No		9-Sep-2015
UA4000148217	Coupon bonds	329,000,000.00	9.30	Semi-annually	No	No		28-Oct-2015
UA4000149082	Coupon bonds	580,000,000.00	9.30	Semi-annually	No	No		11-Nov-2015
UA4000151500	Coupon bonds	557,000,000.00	9.19	Semi-annually	No	No		13-Jan-2016
UA4000160634	Coupon bonds	60,000,000.00	9.10	Semi-annually	No	No		16-Mar-2016
UA4000129233	Coupon bonds	850,000,000.00	8.75	Semi-annually	No	No		10-Aug-2016
UA4000129118	Coupon bonds	1,940,000,000.00	8.75	Semi-annually	No	No		28-Sep-2016
UA4000177406	Coupon bonds	477,000,000.00	9.50	Semi-annually	No	No		16-Nov-2016
UA4000129241	Coupon bonds	1,000,000,000.00	9.25	Semi-annually	No	No		15-Sep-2021
Total		12,723,100,000.00						
Government foreign-currency bonds								
UA4000157135	Coupon bonds	3,439,800,000.00	7.97	Semi-annually	No	No		23-Jul-2014
UA4000158794	Coupon bonds	1,772,550,000.00	7.50	Semi-annually	No	No		10-Sep-2014
UA4000174247	Coupon bonds	949,384,800.00	4.80	Semi-annually	No	Yes	29-Oct-2014	29-Oct-2014
UA4000149231	Coupon bonds	1,428,429,600.00	8.32	Semi-annually	No	No		19-Nov-2014
UA4000173058	Coupon bonds	1,170,000,000.00	7.75	Semi-annually	No	No		26-Nov-2014
UA4000177133	Coupon bonds	2,632,500,000.00	7.88	Semi-annually	No	No		10-Dec-2014
UA4000171649	Coupon bonds	1,161,049,500.00	8.25	Semi-annually	No	No		24-Dec-2014
UA4000151278	Coupon bonds	1,720,976,400.00	8.50	Semi-annually	No	No		7-Jan-2015
UA4000133771	Coupon bonds	225,166,500.00	9.60	Semi-annually	No	No		14-Jan-2015
UA4000155485	Coupon bonds	2,556,450,000.00	8.09	Semi-annually	No	No		11-Feb-2015
UA4000157143	Coupon bonds	585,000,000.00	8.02	Semi-annually	No	No		18-Feb-2015
UA4000157127	Coupon bonds	578,167,200.00	8.02	Semi-annually	No	No		25-Feb-2015
UA4000160642	Coupon bonds	2,362,545,900.00	7.75	Semi-annually	No	No		18-Mar-2015
UA4000142699	Coupon bonds	3,647,709,000.00	9.45	Semi-annually	No	No		22-Apr-2015
UA4000166821	Coupon bonds	3,119,220,000.00	7.75	Semi-annually	No	No		6-May-2015
UA4000142681	Coupon bonds	632,923,200.00	4.80	Semi-annually	No	Yes	6-May-2015	6-May-2015
UA4000141071	Coupon bonds	1,773,158,400.00	9.45	Semi-annually	No	No		27-May-2015
UA4000167837	Coupon bonds	2,032,407,000.00	7.75	Semi-annually	No	No		3-Jun-2015
UA4000142673	Coupon bonds	2,047,500,000.00	4.50	Semi-annually	No	Yes	17-Jun-2015	17-Jun-2015

Table 4. Outstanding of local-currency government bonds

ISIN	Bond type	Outstanding volume (UAH)	Coupon rate (%)	Payment frequency	Amortisation option	Put option	Next put	Maturity date
UA4000144083	Coupon bonds	26,091,000.00	9.45	Semi-annually	No	No		8-Jul-2015
UA4000171409	Coupon bonds	1,221,222,600.00	8.25	Semi-annually	No	No		15-Jul-2015
UA4000152441	Coupon bonds	3,766,230,000.00	8.25	Semi-annually	No	No		27-Jan-2016
UA4000153282	Coupon bonds	104,247,000.00	8.25	Semi-annually	No	No		3-Feb-2016
UA4000160923	Coupon bonds	3,510,000,000.00	7.50	Semi-annually	No	Yes	16-Mar-2016	16-Mar-2016
UA4000160907	Coupon bonds	335,614,500.00	8.00	Semi-annually	No	No		23-Mar-2016
UA4000166847	Coupon bonds	871,065,000.00	8.00	Semi-annually	No	No		25-May-2016
UA4000172506	Coupon bonds	2,641,707,900.00	8.75	Semi-annually	No	No		10-Aug-2016
UA4000177414	Coupon bonds	3,492,450,000.00	7.75	Semi-annually	No	Yes	26-Oct-2016	26-Oct-2016
UA4000177752	Coupon bonds	584,134,200.00	7.75	Semi-annually	No	Yes	30-Nov-2016	30-Nov-2016
UA4000178305	Coupon bonds	1,168,034,400.00	7.75	Semi-annually	No	No		14-Dec-2016
UA4000160915	Coupon bonds	3,510,000,000.00	8.25	Semi-annually	No	No		22-Mar-2017
UA4000166854	Coupon bonds	3,802,500,000.00	7.45	Semi-annually	No	Yes	17-May-2017	17-May-2017
UA4000151286	Coupon bonds	6,201,000,000.00	7.50	Semi-annually	No	No		20-Dec-2017
UA4000177554	Coupon bonds	2,339,028,900.00	7.50	Semi-annually	No	Yes	21-Nov-2018	21-Nov-2018
Total		67,408,263,000.00						
Grand total		305,484,428,400.00						

Note: the list of local-currency government bonds may not be complete as it reflects ICU knowledge regarding the outstanding stock of the government bonds, which is published by Ministry of Finance of Ukraine as its website (http://minfin.gov.ua/control/publish/article/main?art_id=274776&cat_id=234036).

Sources: Ministry of Finance, Investment Capital Ukraine LLC.

2014 weekly state debt payback

Table 5. Weekly schedule of state bond auctions and volume of state debt* to be repaid within a 7-day period since auction date (UAH)

Month	Auction details	1st Tuesday	2nd Tuesday	3rd Tuesday	4th Tuesday	5th Tuesday
January	Auction date	7-Jan-14	14-Jan-14	21-Jan-14	28-Jan-14	
	Local debt repayment ¹	0.00	0.00	0.00	0.00	
	External debt repayment ²	0.00	0.00	0.00	0.00	
	Total	0.00	0.00	0.00	0.00	
February	Auction date	4-Feb-14	11-Feb-14	18-Feb-14	25-Feb-14	
	Local debt repayment ¹	0.00	0.00	0.00	0.00	
	External debt repayment ²	0.00	0.00	0.00	0.00	
	Total	0.00	0.00	0.00	0.00	
March	Auction date	4-Mar-14	11-Mar-14	18-Mar-14	25-Mar-14	
	Local debt repayment ¹	0.00	0.00	0.00	0.00	
	External debt repayment ²	0.00	0.00	0.00	0.00	
	Total	0.00	0.00	0.00	0.00	
April	Auction date	1-Apr-14	8-Apr-14	15-Apr-14	22-Apr-14	29-Apr-14
	Local debt repayment ¹	0.00	0.00	0.00	0.00	0.00
	External debt repayment ²	0.00	0.00	0.00	0.00	0.00
	Total	0.00	0.00	0.00	0.00	0.00
May	Auction date	6-May-14	13-May-14	20-May-14	27-May-14	
	Local debt repayment ¹	0.00	0.00	0.00	0.00	
	External debt repayment ²	0.00	0.00	0.00	0.00	
	Total	0.00	0.00	0.00	0.00	
June	Auction date	3-Jun-14	10-Jun-14	17-Jun-14	24-Jun-14	
	Local debt repayment ¹	0.00	0.00	0.00	0.00	
	External debt repayment ²	0.00	0.00	0.00	0.00	
	Total	0.00	0.00	0.00	0.00	
July	Auction date	1-Jul-14	8-Jul-14	15-Jul-14	22-Jul-14	29-Jul-14
	Local debt repayment ¹	0.00	0.00	0.00	4,178,611,820.50	2,136,589,126.25
	External debt repayment ²	0.00	0.00	0.00	8,192,488,699.70	154,836,754.05
	Total	0.00	0.00	0.00	12,371,100,520.20	2,291,425,880.30
August	Auction date	5-Aug-14	12-Aug-14	19-Aug-14	26-Aug-14	
	Local debt repayment ¹	481,740,188.75	539,434,218.13	1,735,495,773.50	1,116,631,553.47	
	External debt repayment ²	126,293,978.68	218,249,829.13	718,656,398.23	38,848,976.68	
	Total	608,034,167.43	757,684,047.25	2,454,152,171.73	1,155,480,530.15	
September	Auction date	2-Sep-14	9-Sep-14	16-Sep-14	23-Sep-14	30-Sep-14
	Local debt repayment ¹	313,825,000.00	2,441,752,964.50	784,516,106.13	2,117,162,559.00	1,300,580,000.00
	External debt repayment ²	0.00	1,832,862,420.81	1,235,305,251.18	2,074,298,946.68	0.00
	Total	313,825,000.00	4,274,615,385.31	2,019,821,357.31	4,191,461,505.68	1,300,580,000.00
October	Auction date	7-Oct-14	14-Oct-14	21-Oct-14	28-Oct-14	
	Local debt repayment ¹	2,293,208,150.00	812,169,358.50	1,222,016,188.25	1,988,075,878.20	
	External debt repayment ²	1,372,210,497.50	546,600,984.38	171,777,099.21	765,781,674.26	
	Total	3,665,418,647.50	1,358,770,342.88	1,393,793,287.46	2,753,857,552.46	
November	Auction date	4-Nov-14	11-Nov-14	18-Nov-14	25-Nov-14	
	Local debt repayment ¹	1,636,867,665.55	2,152,816,298.50	2,186,235,708.86	1,931,481,828.15	
	External debt repayment ²	252,331,066.47	382,999,665.75	2,007,679,826.05	3,668,619,284.77	
	Total	1,889,198,732.02	2,535,815,964.24	4,193,915,534.91	5,600,101,112.92	
December	Auction date	2-Dec-14	9-Dec-14	16-Dec-14	23-Dec-14	30-Dec-14
	Local debt repayment ¹	1,089,905,479.00	3,489,639,960.00	2,515,010,906.50	1,779,917,791.88	514,467,890.00
	External debt repayment ²	101,051,450.40	2,727,057,903.17	2,469,982,285.77	2,471,217,507.00	0.00
	Total	1,190,956,929.40	6,216,697,863.17	4,984,993,192.27	4,251,135,298.87	514,467,890.00

Notes: highlighted data – above UAH1bn in bold font, above UAH4bn shaded in blue; [*] interest and principal; [1] – government bonds (ordinary bonds, VAT bonds and recapitalisation bonds); [2] – external debt means Eurobonds and loans denominated in local currency by most recent FX rates. Sources: Ministry of Finance of Ukraine, Investment Capital Ukraine LLC.

5yr sovereign local debt payback

Table 6. Local-currency bonds repayments for the upcoming 5-year period

Period	Repayments (UAHm)									Repayments, US dollar equivalent (US\$m)								
	Interest			Principal			Total			Interest			Principal			Total		
	Ordin- aries	VATs	Recaps	Ordin- aries	VATs	Recaps	Inte- rest	Prin- cipal		Ordin- aries	VATs	Recaps	Ordin- aries	VATs	Recaps	Inte- rest	Prin- cipal	
BY QUARTERS																		
3Q14	1,498.0	135.6	2,486.6	530.8	1,643.6	1,500.0	5,349.0	10,496.7		128.6	11.6	213.4	45.6	141.1	128.8	459.1	901.0	
4Q14	3,967.5		4,252.8	1,037.8		4,696.5	10,011.6	14,900.8		340.6		365.0	89.1		403.1	859.4	1,279.0	
1Q15	2,277.7	90.4	2,705.4	453.7	1,643.6	2,000.0	6,221.6	12,825.6		195.5	7.8	232.2	38.9	141.1	171.7	534.0	1,100.9	
2Q15	3,838.2		3,725.1	250.8			8,998.5	14,973.7		329.5		319.7	21.5			772.4	1,285.3	
3Q15	2,578.3	45.2	3,172.6	0.8	1,643.6	1,000.0	6,671.0	5,216.7		221.3	3.9	272.3	0.1	141.1	85.8	572.6	447.8	
4Q15	3,744.1		3,929.0	0.8		6,000.0	8,438.0	6,909.8		321.4		337.3	0.1		515.0	724.3	593.1	
1Q16	2,449.0		2,737.6	0.8		2,750.0	5,948.3	11,083.9		210.2		235.0	0.1		236.1	510.6	951.4	
2Q16	3,744.1		3,610.3	6,250.2		9,085.0	8,077.0	16,206.3		321.4		309.9	536.5		779.8	693.3	1,391.1	
3Q16	2,449.0		2,606.9	2,100.8		7,135.0	5,484.6	14,667.5		210.2		223.8	180.3		612.4	470.8	1,259.0	
4Q16	3,197.4		3,213.5				7,098.7	5,721.6		274.5		275.8				609.3	491.1	
1Q17	2,263.6		2,268.0	2,750.0		1,250.0	4,722.7	7,510.0		194.3		194.7	236.1		107.3	405.4	644.6	
2Q17	3,197.4		3,213.5	7,788.5		6,357.9	6,872.8	17,948.9		274.5		275.8	668.5		545.7	589.9	1,540.7	
3Q17	2,061.7		2,208.7	1,810.0		6,550.0	4,316.6	8,360.0		177.0		189.6	155.4		562.2	370.5	717.6	
4Q17	2,626.2		2,863.5	5,212.9		7,658.3	5,810.0	19,072.1		225.4		245.8	447.5		657.4	498.7	1,637.1	
1Q18	1,932.3		1,873.5	4,318.9		8,875.0	3,852.1	13,193.9		165.9		160.8	370.7		761.8	330.7	1,132.5	
2Q18	2,253.5		2,403.7	11,845.3		7,157.9	4,745.0	19,003.3		193.4		206.3	1,016.8		614.4	407.3	1,631.2	
3Q18	1,623.5		1,368.6	5,101.3		10,145.1	3,038.3	15,246.5		139.4		117.5	437.9		870.8	260.8	1,308.7	
4Q18	1,408.9		2,034.1	5,108.8		13,221.7	3,530.6	20,669.6		120.9		174.6	438.5		1,134.9	303.1	1,774.2	
BY YEARS																		
2014	5,465.5	135.6	6,739.4	1,568.6	1,643.6	6,196.5	15,360.6	25,397.5		469.1	11.6	578.5	134.6	141.1	531.9	1,318.5	2,180.0	
2015	12,438.4	135.6	13,532.0	706.0	3,287.2	9,000.0	30,329.1	39,925.7	1,067.7	11.6	1,161.5	60.6	282.2	772.5	2,603.4	3,427.1		
2016	11,839.5		12,168.3	8,351.8		18,970.0	26,608.6	47,679.3	1,016.3		1,044.5	716.9		1,628.3	2,284.0	4,092.6		
2017	10,149.0		10,553.7	17,561.3		21,816.2	21,722.1	52,891.0	871.2		905.9	1,507.4		1,872.6	1,864.6	4,540.0		
2018	7,218.2		7,679.9	26,374.4		39,399.8	15,166.0	68,113.2	619.6		659.2	2,263.9		3,382.0	1,301.8	5,846.6		

Notes: Ordinaries - the government bonds sold via auctions; VATs - VAT bonds; Recaps - recapitalisation bonds.

Sources: Ministry of Finance, Investment Capital Ukraine LLC.

5yr sovereign external debt payback

Table 7. Foreign-currency debt* (Eurobonds and loans) repayments for the upcoming 5-year period

Period	Repayments, hryvnia equivalent (UAHm)						Repayments, US dollar equivalent (US\$m)					
	Interest		Principal		Total		Interest		Principal		Total	
	Eurobond	Loan	Eurobond	Loan	Interest	Principal	Eurobond	Loan	Eurobond	Loan	Interest	Principal
BY QUARTERS												
3Q14	2,975.7	1,194.2	0.0	10,422.0	4,169.9	10,422.0	255.2	102.4	0.0	893.8	357.6	893.8
4Q14	3,819.0	1,785.6	0.0	11,332.6	5,604.7	11,332.6	327.5	153.1	0.0	971.9	480.6	971.9
1Q15	2,975.7	1,098.8	0.0	10,015.2	4,074.5	10,015.2	255.2	94.2	0.0	858.9	349.4	858.9
2Q15	3,819.0	1,399.8	0.0	15,002.3	5,218.8	15,002.3	327.5	120.0	0.0	1,286.6	447.6	1,286.6
3Q15	2,975.7	759.7	5,830.4	2,233.8	3,735.4	8,064.2	255.2	65.2	500.0	191.6	320.3	691.6
4Q15	3,819.0	878.8	41,143.6	990.7	4,697.8	42,134.3	327.5	75.4	3,528.4	85.0	402.9	3,613.3
1Q16	2,775.3	700.5	0.0	7,690.3	3,475.8	7,690.3	238.0	60.1	0.0	659.5	298.1	659.5
2Q16	2,792.0	874.9	14,576.0	868.1	3,666.9	15,444.2	239.4	75.0	1,250.0	74.5	314.5	1,324.5
3Q16	2,775.3	397.2	0.0	2,632.9	3,172.4	2,632.9	238.0	34.1	0.0	225.8	272.1	225.8
4Q16	2,336.5	840.2	11,660.8	5,227.1	3,176.7	16,887.9	200.4	72.1	1,000.0	448.3	272.4	1,448.3
1Q17	2,775.3	281.7	0.0	3,498.2	3,057.0	3,498.2	238.0	24.2	0.0	300.0	262.2	300.0
2Q17	1,952.8	637.6	0.0	3,789.8	2,590.4	3,789.8	167.5	54.7	0.0	325.0	222.1	325.0
3Q17	2,775.3	137.8	30,318.1	0.0	2,913.0	30,318.1	238.0	11.8	2,600.0	0.0	249.8	2,600.0
4Q17	1,952.8	481.3	8,162.6	6,180.2	2,434.2	14,342.8	167.5	41.3	700.0	530.0	208.7	1,230.0
1Q18	1,373.1	106.9	0.0	0.0	1,480.0	0.0	117.8	9.2	0.0	0.0	126.9	0.0
2Q18	1,677.4	218.9	0.0	0.0	1,896.3	0.0	143.8	18.8	0.0	0.0	162.6	0.0
3Q18	1,373.1	76.7	0.0	0.0	1,449.8	0.0	117.8	6.6	0.0	0.0	124.3	0.0
4Q18	1,677.4	188.6	0.0	2,331.2	1,865.9	2,331.2	143.8	16.2	0.0	199.9	160.0	199.9
BY YEARS												
2014	6,794.7	2,979.8	0.0	21,754.6	9,774.5	21,754.6	582.7	255.5	0.0	1,865.6	838.2	1,865.6
2015	13,589.5	4,137.2	46,974.0	28,242.0	17,726.6	75,216.0	1,165.4	354.8	4,028.4	2,422.0	1,520.2	6,450.3
2016	10,679.0	2,812.8	26,236.8	16,418.3	13,491.8	42,655.2	915.8	241.2	2,250.0	1,408.0	1,157.0	3,658.0
2017	9,456.2	1,538.4	38,480.7	13,468.2	10,994.6	51,949.0	810.9	131.9	3,300.0	1,155.0	942.9	4,455.0
2018	6,100.8	591.1	0.0	2,331.2	6,692.0	2,331.2	523.2	50.7	0.0	199.9	573.9	199.9

Notes: [*] debt redemptions include also interest payments; debt comprises Eurobonds, IMF and VTB loans; IMF loan is meant all tranches received in 2008-10; [1] redemption of US\$2bn loan to VTB is a worst-case scenario within this loan agreement, it may be prolonged 2 times and this in effect may shift the redemption to 4Q11 or 2Q12.

Sources: Ministry of Finance, IMF, Bloomberg, Reuters, Investment Capital Ukraine LLC.

Ukraine issuers' credit metrics

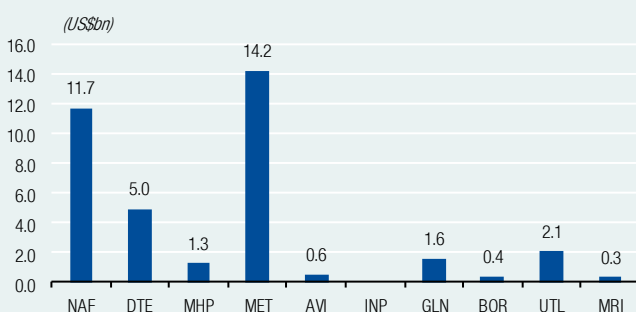
Table 8. Ukrainian corporate bond issuers and their key financial figures and ratios* (US\$m)

Issuer	Ticker	Filing	Revenues	EBITDA	Int exp	Cash	ST debt	LT debt	Debt	Net debt	EBITDA mrg (%)	Debt/ EBITDA (x)	Net debt/ EBITDA (x)	EBITDA int cov (x)
Naftogaz of Ukraine	NAFTO	4Q10	11,673.6	502.2	-613.5	333.2	685.2	4,824.9	5,510.1	5,176.9	4.3	11.0	10.3	Neg.
DTEK	DTEKUA	4Q11	4,965.0	1,294.6	60.9	1,304.1	429.4	1,878.3	2,307.7	1,003.6	26.1	1.8	0.8	21.2
MHP	MHPSA	1Q12	1,279.9	416.4	77.2	111.0	210.5	755.3	965.8	854.8	32.5	2.3	2.1	5.4
Metinvest Holding	METINV	4Q11	14,189.0	3,533.0	220.0	792.0	1,147.0	2,834.0	3,981.0	3,189.0	24.9	1.1	0.9	16.1
Avangard	AVINPU	4Q11	553.3	222.1	12.3	237.8	122.5	210.0	332.6	94.8	40.1	1.5	0.4	18.1
Interpipe	INPIP	N/A	N/A	N/A	N/A	N/A	N/A	N/A	N/A	N/A	N/A	N/A	N/A	N/A
Concern Galnaftogaz	GLNGUZ	1Q12	1,647.2	96.8	26.3	13.9	136.9	203.9	340.8	326.9	5.9	3.5	3.4	3.7
Boryspil Int'l Airport	BORYS	1Q12	431.4	277.8	2.3	33.8	108.0	212.5	320.5	286.8	64.4	1.2	1.0	122.0
Ukrtelecom	UTLMUZ	2Q12	2,091.2	470.0	103.5	22.3	177.7	194.3	372.1	349.8	22.5	0.8	0.7	4.5
Mriya Agro Holding	MRIYA	3Q11	344.8	42.6	40.1	192.0	96.0	282.2	378.3	186.3	12.4	8.9	4.4	1.1
Ferrexpo	FXPOLN	4Q11	1,788.0	798.0	43.3	890.2	18.9	951.4	970.4	80.2	44.6	1.2	0.1	18.4
Agroton	AGTPW	2Q11	102.1	10.4	0.3	4.2	19.3	1.0	20.3	16.1	10.2	2.0	1.6	31.0
Agromat	AGROM	2Q11	149.7	28.3	16.0	3.3	23.5	30.1	53.5	50.2	18.9	1.9	1.8	1.8
KSG Agro	KSGPW	3Q11	3.2	1.7	-0.7	5.5	5.6	10.7	16.4	10.9	52.8	9.5	6.4	Neg.
IMC	IMCPW	3Q11	5.6	-2.3	0.2	13.4	4.0	18.1	22.1	8.7	Neg.	Neg.	Neg.	Neg.

Notes: [*] financial figures and appropriate ratios are calculated using LTM data; LTM - last 12-month period; Int exp - interest expenses; ST debt - short-term debt; LT debt - long-term debt; int cov - interest coverage.

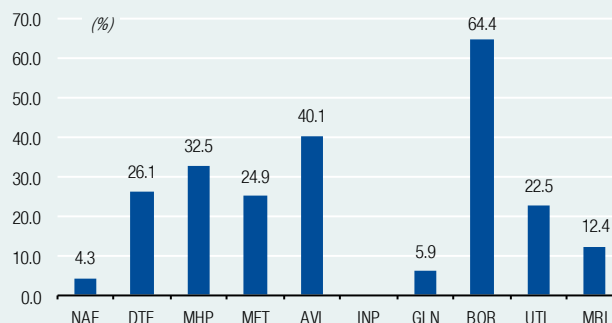
Sources: Company data, Investment Capital Ukraine LLC.

Chart 16. Ukraine's companies by sales (LTM)



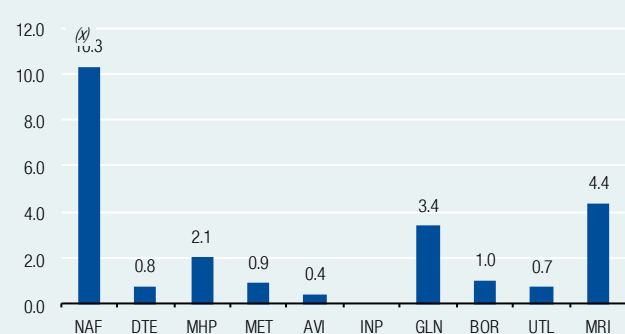
Source: Company data, Investment Capital Ukraine LLC.

Chart 17. Ukraine's companies by EBITDA margin (LTM)



Source: Company data, Investment Capital Ukraine LLC.

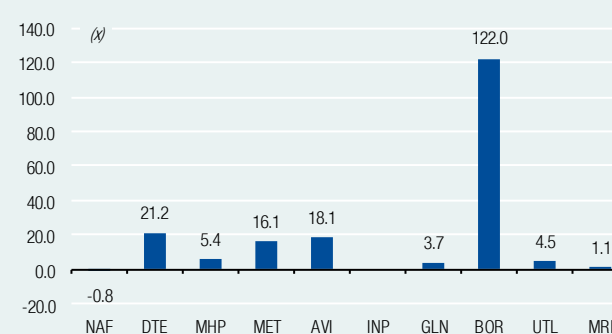
Chart 18. Ukraine's companies by leverage ratio



Note: leverage – net debt to EBITDA (LTM).

Source: Company data, Investment Capital Ukraine LLC.

Chart 19. Ukraine's companies by interest coverage ratio



Note: interest coverage – EBITDA to interest expenses (LTM).

Source: Company data, Investment Capital Ukraine LLC.

Glossary

The following is the list of terms, phrases and abbreviations that are frequently used in this report's weekly publications.

Average duration, or interchangeably, **bond auction average duration**: Duration calculated from all cash flows obtained from the bonds sold at the auction. Yield-to-maturity, price, and each cash flow (coupons and principal) are calculated on a per-bond basis.

Average yield, or interchangeably, **bond auction average yield**: A yield-to-maturity calculated from all cash flows obtained from the bonds sold at the auction and versus the total price paid per bond to acquire them. Price and each cash flow (coupons and principal) are calculated on a per-bond basis.

Basis point, or interchangeably, **bp**: One-hundredth of a percentage point, or 0.01%.

BoP: Balance of payments.

Certificate(s) of Deposit, or interchangeably, **CD(s)**: Short-term money market instruments that allow the NBU, the central bank, to absorb excess liquidity from the local banks. Their durations are 2, 3, or up to 5 days; two weeks; one month; 1.5 months; two months; and up to three months.

CDS: A Credit default swap; a contract that references the performance of a loan or a bond (sovereign, corporate, or municipal). A CDS is normally quoted in basis points, or hundredths of a percent.

CRA: Credit rating agency. These include international industry majors Moody's, Standard & Poor's, and Fitch. It could refer also to other credit rating agencies, including Credit-Rating of Ukraine.

EFSF: European Financial Stability Facility (<http://www.efsf.europa.eu>), created on 9 May, 2010 by the euro area member states, as a Luxembourg-registered company owned by Euro Area Member States (EAMS), which has a mandate to lend to the EAMS in times of difficulty, e.g., in bail-outs. For the purpose of its operations, the EFSF is able to issue bonds EAMS-guaranteed for up to €440bn. Thanks to its structure of credit enhancements, including a cash reserve and a loan-specific cash buffer¹, the EFSF has top credit ratings from major CRAs: 'Aaa' by Moody's, 'AAA' by S&P, and 'AAA' by Fitch.

MoE: Ministry of Economy of Ukraine (<http://www.me.gov.ua>).

MoF: Ministry of Finance of Ukraine (<http://www.minfin.gov.ua>).

NBU: National Bank of Ukraine, the central bank of Ukraine (<http://www.bank.gov.ua>).

Party of Regions, or interchangeably, **PoR**: The *de facto* ruling political party in Ukraine currently. It won the presidency in the February 2010 presidential elections with a slim margin over Yulia Tymoshenko's Bloc, then consolidated power in the parliament, where it has a majority over minor loyal factions, while incapable of forming a majority itself. The next elections for Parliament and the president's office are expected to take place in 2012 and 2015, respectively.

¹ For instance, in order to lend €17.7bn to Ireland, the EFSF has to raise around €26.5bn from the financial market.

Percentage point, or interchangeably, **ppt**: one percent, 1%.

Recaps, or interchangeably, **recapitalisation bonds**: Local-currency bond(s), representing a general financial obligation by the government on par with other government's financial obligations, which was/were issued with the purpose of recapitalising state-owned entities like Naftogaz of Ukraine, commercial banks from Ukreximbank to Oschadbank, and the State Mortgage Institution (SMI).

UAH: Ukrainian national currency, the hryvnia.

UAH TWI, or interchangeably, **hryvnia trade-weighted index**: Index of the local currency calculated by Investment Capital Ukraine (ICU), which is calculated upon nominal exchange rates to the US dollar and headline consumer price inflation indices of Ukraine and its 26 trading partners, which as a whole, comprise a 76% share of merchandise trade turnover. Please refer to *ICU Quarterly Report "Ukraine's See-saw Puzzle"* published on 14 July, 2009 for more details on the methodology of the index. There are nominal and real UAH TWIs, the former based on exchange rates, and the latter based on both exchange rates and inflation. There are monthly and daily UAH TWIs, which are tracked by ICU. Monthly TWI calculation is based on the monthly data for inflation and trade statistics as well as monthly average exchange rates. Daily TWI calculation is based on the monthly data for inflation and trade statistics; however, its core substance is to reflect daily movements of the exchange rates of Ukraine's currency as well as of its key trading partners.

UAS: Ukrainian accounting standards.

VATs, or interchangeably, **VAT bonds**: Local-currency bond(s), representing a general financial obligation by the government on par with other government's financial obligations, which was/were issued in accordance with the government's initiative to offload the government's accumulated arrears on VAT refunds to domestic exporters.

Weighted-average duration, or interchangeably, **bond auction weighted-average duration**: Duration calculated from all cash flows obtained from the bonds sold at the auction. Yield-to-maturity, price, and each cash flow (coupons and principal) are calculated for the total number of bonds sold at the auction.

Weighted-average yield, or interchangeably, **bond auction weighted-average yield**: A yield-to-maturity calculated from all cash flows obtained from the bonds sold at the auction and against the total price paid to acquire them. Price and each cash flow (coupons and principal) are calculated for the total number of bonds sold at the auction.

YTM, or interchangeably, **yield-to-maturity**: The interest rate that creates the present value of cash flows obtained from holding a bond equal to the price of the bond. The YTM factors in coupon income and any capital gain (loss) the investor will realise by holding the bond to maturity. It also takes into consideration the timing of coupon payments and principal repayment, which can be done at the maturity date (for a bullet bond) or in accordance with an amortisation schedule (amortisation bond). The YTM uses an interest-on-interest principle, assuming that coupon income can be reinvested at an interest rate equal to the YTM, and is calculated in accordance with the Ukraine's domestic bond market standard, which is represented by the following formula:

$$Price + AI = \sum_{i=1}^n \frac{CF_i}{(1+YTM)^{\frac{t_i}{365}}},$$

where *Price* and *AI* are clean price and accrued interest of the bond, respectively, as of the date of purchase; *n* is the number of cash flows to be obtained by a bond holder; *CF_i* is the

cash flow (coupon income, principal repayment) obtained from a bond; t_i is the number of days between a purchase date and i -th cash flow date, and YTM is yield-to-maturity.

YTW, or interchangeably, **yield-to-worst**: The same as yield-to-maturity (YTM); however, it is calculated assuming the worst-case scenario under the terms of a bond issue, e.g., the cash flow is trimmed to the earliest possible bond redemption such as due to a call or a put option, embedded into the bond.

This page is intentionally left blank

Disclosures

ANALYST CERTIFICATION

This research publication has been prepared by the analyst(s), whose name(s) appear on the front page of this publication. The analyst(s) hereby certifies that the views expressed within this publication accurately reflect her/his own views about the subject financial instruments or issuers and no part of her/his compensation was, is, or will be directly or indirectly related to the inclusion of specific recommendations or views within this research publication.



INVESTMENT CAPITAL UKRAINE
INVESTMENT BANKING

Office 44, 11th floor, LEONARDO Business Centre
19-21 Bogdan Khmelnytsky Street
Kiev, 01030 Ukraine
Phone/Fax +38 044 2200120

CORPORATE FINANCE TEL. +38 044 2200120

Makar Paseniuk, Managing Director
makar.paseniuk@icu.ua

Volodymyr Demchyshyn, Director
volodymyr.demchyshyn@icu.ua

Ruslan Kilmukhametov, Director
ruslan.kilmukhametov@icu.ua

Alexander Zhyvotovskyy, Director
alexander.zhyvotovskyy@icu.ua

SALES AND TRADING TEL. +38 044 2201621

Konstantin Stetsenko, Managing Director
konstantin.stetsenko@icu.ua

Sergiy Byelyayev, Fixed-Income Trading
sergiy.byelyayev@icu.ua

Vitaliy Sivach, Fixed-Income & FX Trading
vitaliy.sivach@icu.ua

Vlad Sinani, Director,
Strategy and Corporate Development
vlad.sinani@icu.ua

Julia Pecheritsa,
Ukraine and CIS International Sales
julia.pecheritsa@icu.ua

Yevgeniya Gryshchenko,
Fixed-Income Sales
yevgeniya.gryshchenko@icu.ua

RESEARCH DEPARTMENT TEL. +38 044 2200120

Alexander Valchyshen
Head of Research
alexander.valchyshen@icu.ua

Alexander Martynenko
Head of corporate research
alexander.martynenko@icu.ua

Bogdan Vorotilin
Financial analyst (Food & Agribusiness)
bogdan.vorotilin@icu.ua

Taras Kotovych
Senior financial analyst (Sovereign debt)
taras.kotovych@icu.ua

Mykhaylo Demkiv
Financial analyst (Banks)
mykhaylo.demkiv@icu.ua

Lee Daniels, Rolfe Haas
Editors

Investment Capital Ukraine LLC is regulated by Securities and Stock Market State Commission of Ukraine (licence numbers: dealer activity AE 263019, broker activity AE 263018, underwriting activity AE 263020 dated 11 April 2013).

DISCLAIMER

This research publication has been prepared by Investment Capital Ukraine LLC solely for information purposes for its clients. It does not constitute an investment advice or an offer or solicitation for the purchase or sale of any financial instrument. While reasonable care has been taken to ensure that the information contained herein is not untrue or misleading at the time of publication, Investment Capital Ukraine makes no representation that it is accurate or complete. The information contained herein is subject to change without notice. Copyright and database rights protection exists in this report and it may not be reproduced, distributed or published by any person for any purpose without the prior express consent of Investment Capital Ukraine LLC. All rights are reserved. Any investments referred to herein may involve significant risk, are not necessarily available in all jurisdictions, may be illiquid and may not be suitable for all investors. The value of, or income from, any investments referred to herein may fluctuate and/or be affected by changes in exchange rates. Past performance is not indicative of future results. Investors should make their own investigations and investment decisions without relying on this report. Only investors with sufficient knowledge and experience in financial matters to evaluate the merits and risks should consider an investment in any issuer or market discussed herein and other persons should not take any action on the basis of this report.



Additional information is available upon request.