



# Bond Market Insight

## Small portion of new borrowings

**THURSDAY, 17 MARCH 2016**

### Government bond auction results

Yesterday's 3-year bond re-offering was quite successful as the MoF sold UAH80m of bonds at the routine 20% interest rate (21% YTM). The MoF received and accepted the sole small bid. The total outstanding of this bonds issue rose to UAH615m.

As the MoF does not need large volumes of budget proceeds from capital markets at the moment, any demand at interest rates within the current yield curve are deemed acceptable. The same situation occurred over the past days: on Tuesday, the MoF had a chance to borrow more funds, while yesterday's demand was non-systemic and situational.

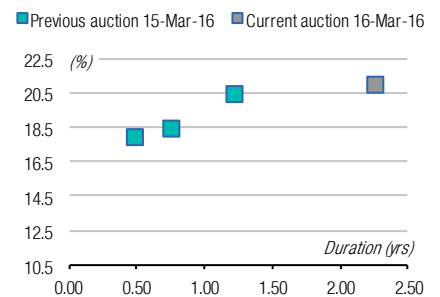
Following the lack of acceptable demand during recent weeks, primary auctions received potential demand and a portion of this demand was accepted this week. As the MoF still refuses to accept rates above the current yield curve, the primary market could become more active if real rates decline and banking sector liquidity stabilizes after last week's outflows.

**Table 1. Details of last government bond auction**

ISIN	Coupon rate (%)	Payment freq <sup>1</sup>	Maturity	Qty of bonds sold	Price (UAH)	Proceeds <sup>2</sup> (UAHm)	Volume <sup>2</sup> (UAHm)	YTM <sup>3</sup> (%)	Outstanding (m)
UA4000192660	20.00	SA	23-Jan-19	80,000	1,026.53	82.12	80.00	21.06	615.00
<b>Total</b>				<b>80,000</b>		<b>82.12</b>	<b>80.00</b>		<b>615.00</b>

Note: Note: [1] payment frequency abbreviations: Q - quarterly, SA - semi-annually; [2] proceeds and volumes for the USD-denominated bonds are calculated based on the previous day last price of USD/UAH exchange rate 1; [3] yields on coupon-bearing bonds are effective yields to maturity. Sources: Ministry of Finance of Ukraine, Bloomberg, Investment Capital Ukraine LLC.

### Term structure of yields



Sources: Ministry of Finance of Ukraine, ICU.

### Auction results

Auction	Last 16-Mar-16	Previous 15-Mar-16	Change
---------	----------------	--------------------	--------

### Breakdown by yields (%)

3-month	
6-month	18.00
9-month	18.50
1-year	
2-year	20.52
3-year	21.06
5-year	

### Breakdown by proceeds (UAHm)

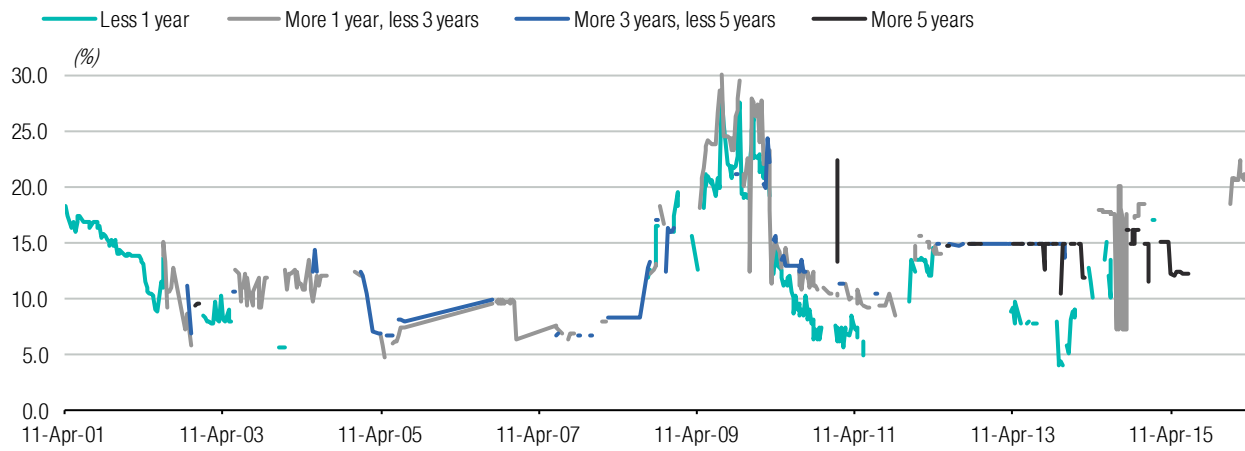
3-month			
6-month	36.82		
9-month	35.14		
1-year			
2-year	10.29		
3-year	82.12		
5-year			
<b>Total</b>	<b>82.12</b>	<b>82.25</b>	<b>-0.16%</b>

Notes: yields on coupon bearing bonds are effective yields to maturity; [1] only bonds that were placed via the auctions; [2] WA life – weighted average life or years to maturity.

Sources: Ministry of Finance of Ukraine, ICU.

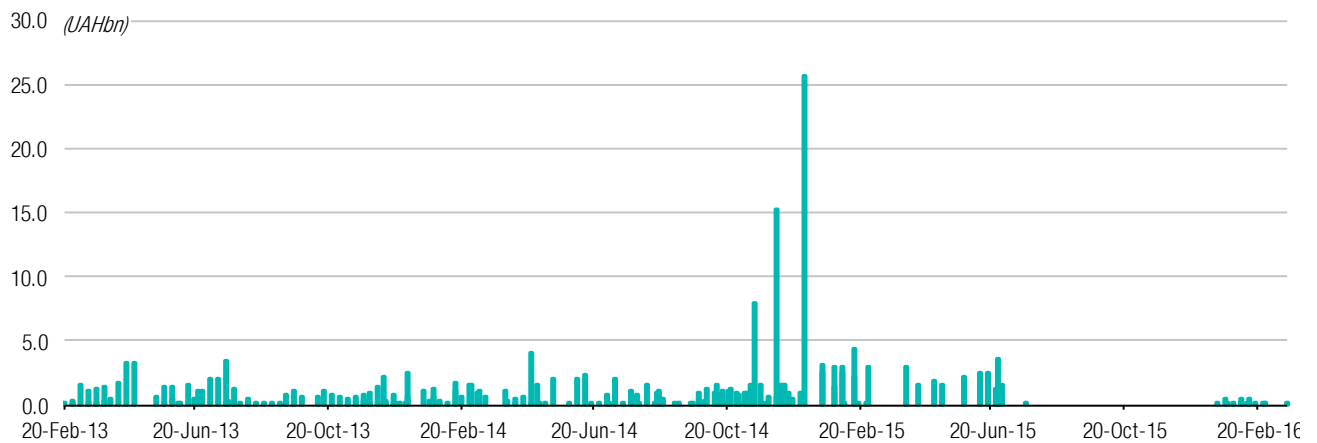
## Appendix: Auctions history and schedule for 2016

**Chart 1. History of yields at government bond auctions: breakdown by tenor of bonds sold (last 3-year period)**



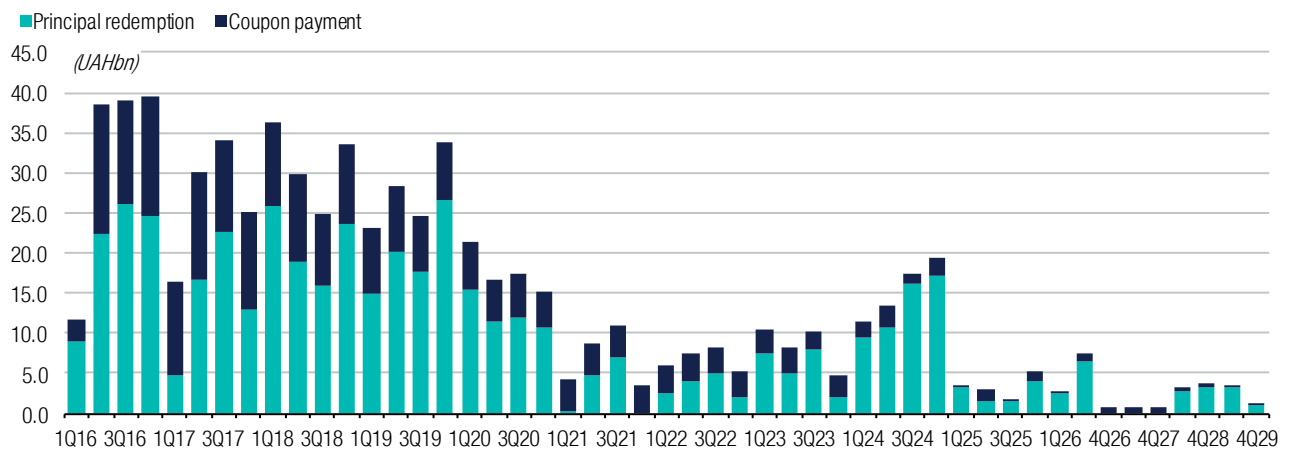
Sources: Ministry of Finance of Ukraine, ICU.

**Chart 2. History of proceeds at government bond auctions: breakdown by tenor of bonds sold (last 3-year period)**



Sources: Ministry of Finance of Ukraine, ICU.

**Chart 3. Schedule of redemptions of the local-currency government bonds\***



Note: the chart depicts data on bonds, which were placed via the auctions, i.e. it does not contain data on recapitalisation bonds.

Sources: Ministry of Finance of Ukraine, ICU.

**Table 2. Schedule of government bond auctions in 2016**

Action dates, tenors of bonds to be offered and volume (in hryvnia) of government's refinancing needs for the next 7-day period as of auction date

Month	Auction details	1st Tuesday	2nd Tuesday	3rd Tuesday	4th Tuesday	5th Tuesday
<b>January</b>	Auction date	5 January 2016	12 January 2016	19 January 2016	26 January 2016	
	Short-term bonds	N/A	N/A	N/A	N/A	
	Medium-term bonds	N/A	N/A	N/A	N/A	
	Next 7 days refinancing needs	0.00	0.00	0.00	0.00	
<b>February</b>	Auction date	2 February 2016	9 February 2016	16 February 2016	23 February 2016	
	Short-term bonds	N/A	N/A	N/A	N/A	
	Medium-term bonds	N/A	N/A	N/A	N/A	
	Next 7 days refinancing needs	0.00	0.00	0.00	0.00	
<b>March</b>	Auction date	1 March 2016	8 March 2016	15 March 2016	22 March 2016	29 March 2016
	Short-term bonds	N/A	N/A	N/A	N/A	N/A
	Medium-term bonds	N/A	N/A	N/A	N/A	N/A
	Next 7 days refinancing needs	0.00	0.00	<b>9,545,886,202.50</b>	<b>1,368,640,173.00</b>	<b>714,523,137.00</b>
<b>April</b>	Auction date	5 April 2016	12 April 2016	19 April 2016	26 April 2016	
	Short-term bonds	N/A	N/A	N/A	N/A	N/A
	Medium-term bonds	N/A	N/A	N/A	N/A	N/A
	Next 7 days refinancing needs	<b>1,234,578,150.00</b>	<b>5,024,719,358.50</b>	<b>1,758,992,238.00</b>	<b>4,447,588,209.63</b>	
<b>May</b>	Auction date	3 May 2016	10 May 2016	17 May 2016	24 May 2016	31 May 2016
	Short-term bonds	N/A	N/A	N/A	N/A	N/A
	Medium-term bonds	N/A	N/A	N/A	N/A	N/A
	Next 7 days refinancing needs	<b>1,027,057,389.15</b>	<b>5,016,490,636.00</b>	<b>1,234,451,896.25</b>	<b>3,042,558,254.81</b>	<b>3,472,129,508.89</b>
<b>June</b>	Auction date	7 June 2016	14 June 2016	21 June 2016	28 June 2016	
	Short-term bonds	N/A	N/A	N/A	N/A	
	Medium-term bonds	N/A	N/A	N/A	N/A	
	Next 7 days refinancing needs	<b>3,374,654,460.00</b>	<b>1,222,837,939.15</b>	<b>5,432,621,453.25</b>	<b>2,231,967,890.00</b>	
<b>July</b>	Auction date	5 July 2016	12 July 2016	19 July 2016	26 July 2016	
	Short-term bonds	N/A	N/A	N/A	N/A	N/A
	Medium-term bonds	N/A	N/A	N/A	N/A	N/A
	Next 7 days refinancing needs	<b>3,894,634,972.07</b>	<b>3,711,656,460.75</b>	<b>6,940,451,503.77</b>	<b>1,050,028,613.75</b>	
<b>August</b>	Auction date	2 August 2016	9 August 2016	16 August 2016	23 August 2016	30 August 2016
	Short-term bonds	N/A	N/A	N/A	N/A	N/A
	Medium-term bonds	N/A	N/A	N/A	N/A	N/A
	Next 7 days refinancing needs	<b>1,706,404,556.66</b>	<b>8,240,442,751.97</b>	<b>1,169,987,129.25</b>	<b>2,579,181,572.50</b>	<b>1,083,750,000.00</b>
<b>September</b>	Auction date	6 September 2016	13 September 2016	20 September 2016	27 September 2016	
	Short-term bonds	N/A	N/A	N/A	N/A	
	Medium-term bonds	N/A	N/A	N/A	N/A	
	Next 7 days refinancing needs	483,151,779.50	<b>4,984,637,452.50</b>	<b>565,104,479.00</b>	<b>2,653,927,895.50</b>	
<b>October</b>	Auction date	4 October 2016	11 October 2016	18 October 2016	25 October 2016	
	Short-term bonds	N/A	N/A	N/A	N/A	
	Medium-term bonds	N/A	N/A	N/A	N/A	
	Next 7 days refinancing needs	<b>1,234,578,150.00</b>	<b>939,031,858.50</b>	<b>3,553,215,472.00</b>	<b>9,076,650,553.63</b>	
<b>November</b>	Auction date	1 November 2016	8 November 2016	15 November 2016	22 November 2016	29 November 2016
	Short-term bonds	N/A	N/A	N/A	N/A	N/A
	Medium-term bonds	N/A	N/A	N/A	N/A	N/A
	Next 7 days refinancing needs	<b>1,969,036,389.15</b>	<b>3,470,520,636.00</b>	<b>3,098,321,896.25</b>	<b>1,957,035,074.81</b>	<b>4,147,086,318.89</b>
<b>December</b>	Auction date	6 December 2016	13 December 2016	20 December 2016	27 December 2016	
	Short-term bonds	N/A	N/A	N/A	N/A	
	Medium-term bonds	N/A	N/A	N/A	N/A	
	Next 7 days refinancing needs	<b>4,172,611,960.00</b>	<b>3,721,878,401.65</b>	<b>1,498,178,238.25</b>	<b>660,717,890.00</b>	

Notes: 1) highlighted data in the rows of "Next 7 days refinancing needs" indicates critical volume of refinancing needs (i.e. above UAH0.5bn) for the government in the next 7-day period; 2) the volume of refinancing needs include principal redemptions and coupon payments.

Sources: Ministry of Finance of Ukraine, Investment Capital Ukraine LLC.

This page is intentionally left blank

## Disclosures

### ANALYST CERTIFICATION

This research publication has been prepared by the analyst(s), whose name(s) appear on the front page of this publication. The analyst(s) hereby certifies that the views expressed within this publication accurately reflect her/his own views about the subject financial instruments or issuers and no part of her/his compensation was, is, or will be directly or indirectly related to the inclusion of specific recommendations or views within this research publication.

### EQUITY RATING DEFINITIONS

**Buy:** Forecasted 12-month total return greater than 20%

**Hold:** Forecasted 12-month total return 0% to 20%

**Sell:** Forecasted 12-month total return less than 0%

Note: total return is share price appreciation to a target price in relative terms plus forecasted dividend yield.

### DEBT RATING DEFINITIONS

**Buy:** Forecasted 12-month total return significantly greater than that of relevant benchmark

**Hold:** Forecasted 12-month total return is in line with or modestly deviates from relevant benchmark

**Sell:** Forecasted 12-month total return significantly less than that of relevant benchmark



11th floor, LEONARDO Business Centre  
19-21 Bogdan Khmelnytsky Street  
Kiev, 01030 Ukraine  
Phone/Fax +38 044 2200120

**WEB** [www.icu.ua](http://www.icu.ua)



[@ICU\\_UA](https://twitter.com/ICU_UA)

## CORPORATE FINANCE

**Makar Paseniuk, CFA**, Managing Director  
[makar.paseniuk@icu.ua](mailto:makar.paseniuk@icu.ua)

**Ivan Shvydanenko**, Director  
[ivan.shvydanenko@icu.ua](mailto:ivan.shvydanenko@icu.ua)

**Roman Nikitov, ACCA** Director  
[roman.nikitov@icu.ua](mailto:roman.nikitov@icu.ua)

**Yuriy Kamarytskyi**, Vice President  
[yuriy.kamarytskyi@icu.ua](mailto:yuriy.kamarytskyi@icu.ua)


**Ruslan Kilmukhametov**, Director  
[ruslan.kilmukhametov@icu.ua](mailto:ruslan.kilmukhametov@icu.ua)

**Ruslan Patlavsky**, Director  
[ruslan.patlavsky@icu.ua](mailto:ruslan.patlavsky@icu.ua)

## STRATEGY AND CORPORATE DEVELOPMENT

**Vlad Sinani**, Director  
[vlad.sinani@icu.ua](mailto:vlad.sinani@icu.ua)

## SALES AND TRADING

**Konstantin Stetsenko**   
Managing Director  
[konstantin.stetsenko@icu.ua](mailto:konstantin.stetsenko@icu.ua)


**Liliya Kubytovych**   
Asset Management Product Sales  
[liliya.kubytovych@icu.ua](mailto:liliya.kubytovych@icu.ua)

**Sergiy Byelyayev**  
Fixed-Income Trading  
[sergiy.byelyayev@icu.ua](mailto:sergiy.byelyayev@icu.ua)


**Yevgeniya Gryshchenko**  
Fixed-Income Sales  
[yevgeniya.gryshchenko@icu.ua](mailto:yevgeniya.gryshchenko@icu.ua)


**Vitaliy Sivach**   
Fixed-Income & FX Trading  
[vitaliy.sivach@icu.ua](mailto:vitaliy.sivach@icu.ua)

## RESEARCH DEPARTMENT

**Alexander Valchyshen**   
Head of Research  
[alexander.valchyshen@icu.ua](mailto:alexander.valchyshen@icu.ua)

**Taras Kotovych**   
Senior financial analyst (Sovereign debt)  
[taras.kotovych@icu.ua](mailto:taras.kotovych@icu.ua)

**Alexander Martynenko**   
Head of corporate research  
[alexander.martynenko@icu.ua](mailto:alexander.martynenko@icu.ua)

**Mykhaylo Demkiv**   
Financial analyst (Banks)  
[mykhaylo.demkiv@icu.ua](mailto:mykhaylo.demkiv@icu.ua)

**Bogdan Vorotilin**   
Financial analyst (Food & Agribusiness)  
[bogdan.vorotilin@icu.ua](mailto:bogdan.vorotilin@icu.ua)

**Lee Daniels, Rolfe Haas**  
Editors

Investment Capital Ukraine LLC is regulated by Securities and Stock Market State Commission of Ukraine (license numbers: dealer activity AE 263019, broker activity AE 263018, underwriting activity AE 263020 dated 11 April 2013).

## DISCLAIMER

This research publication has been prepared by Investment Capital Ukraine LLC solely for information purposes for its clients. It does not constitute an investment advice or an offer or solicitation for the purchase or sale of any financial instrument. While reasonable care has been taken to ensure that the information contained herein is not untrue or misleading at the time of publication, Investment Capital Ukraine makes no representation that it is accurate or complete. The information contained herein is subject to change without notice. Copyright and database rights protection exists in this report and it may not be reproduced, distributed or published by any person for any purpose without the prior express consent of Investment Capital Ukraine LLC. All rights are reserved. Any investments referred to herein may involve significant risk, are not necessarily available in all jurisdictions, may be illiquid and may not be suitable for all investors. The value of, or income from, any investments referred to herein may fluctuate and/or be affected by changes in exchange rates. Past performance is not indicative of future results. Investors should make their own investigations and investment decisions without relying on this report. Only investors with sufficient knowledge and experience in financial matters to evaluate the merits and risks should consider an investment in any issuer or market discussed herein and other persons should not take any action on the basis of this report.



**Additional information is available upon request.**