



Focus
Ukraine

Scope
Bonds

Analyst
Taras Kotovych

Bond Market Insight

“Military” bonds sold

Government bond auction results

After having cancelled auctions of regular bonds since mid-March, the MoF scheduled only one primary auction to offer only the “military” bond which finances military expenses. Having sold a total of just under UAH100.0m through several offerings over the past year, the MoF re-opened this issue which currently has less than a 1.5-year maturity.

This offering received only one bid amounted to UAH162,000 (par value) at a 7.0% fixed coupon rate, providing the state budget with UAH164,002 of proceeds.

As these bonds were unable to attract significant demand since last August, the MoF probably had a specific purpose to re-open this offering. While the MoF must continue holding primary market auctions, market rates needed to attract true demand for regular bonds would be prohibitive under current conditions.

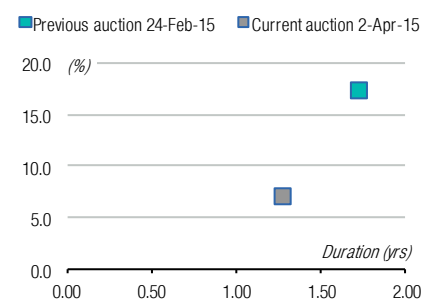
Table 1. Details of last government bond auction

ISIN	Coupon rate (%)	Payment frequency ¹	Maturity	Qty of bonds sold	Price (UAH)	Proceeds ² (UAHm)	Volume ² (UAHm)	YTM ³ (%)	Outstanding (m)
UA4000185623	7.00	SA	27-Jul-16	162	1,012.36	0.16	0.16	7.14	100.06
Total				162		0.16	0.16		100.06

Note: Note: [1] payment frequency abbreviations: Q - quarterly, SA - semi-annually; [2] proceeds and volumes for the USD-denominated bonds are calculated based on the previous day last price of USD/UAH exchange rate 1; [3] yields on coupon-bearing bonds are effective yields to maturity. Sources: Ministry of Finance of Ukraine, Bloomberg, Investment Capital Ukraine LLC.

FRIDAY, 3 APRIL 2015

Term structure of yields



Sources: Ministry of Finance of Ukraine, ICU.

Auction results

Auction	Last 2-Apr-15	Previous 24-Feb-15	Change
---------	---------------	--------------------	--------

Breakdown by yields (%)

3-month			
6-month			
9-month			
1-year			
2-year	7.14	17.45	-1,0316%
3-year			
5-year			

Breakdown by proceeds (UAHm)

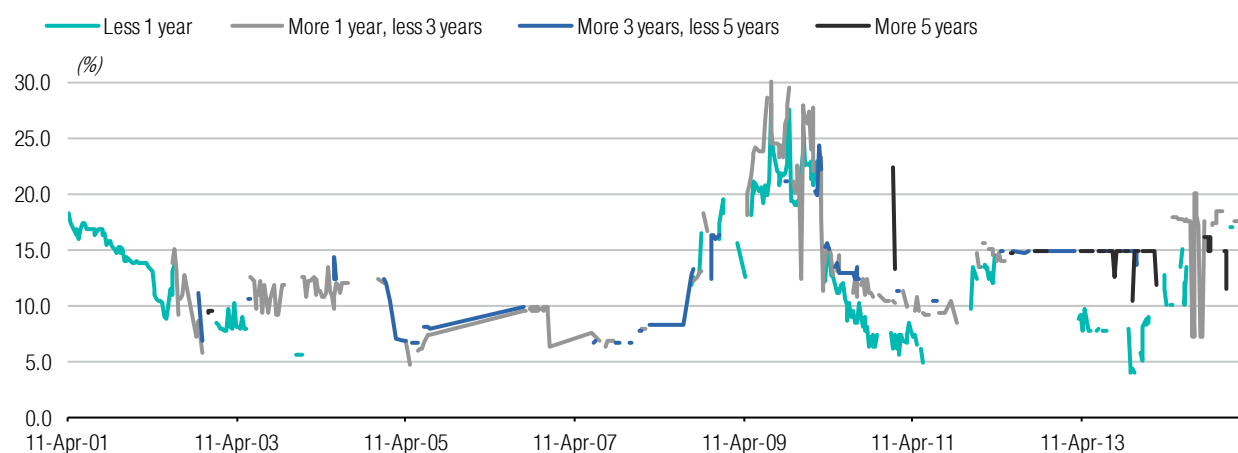
3-month			
6-month			
9-month			
1-year			
2-year	0.16	18.96	-99.13%
3-year			
5-year			
Total	0.16	18.96	-99.13%

Notes: yields on coupon bearing bonds are effective yields to maturity; [1] only bonds that were placed via the auctions; [2] WA life – weighted average life or years to maturity.

Sources: Ministry of Finance of Ukraine, ICU.

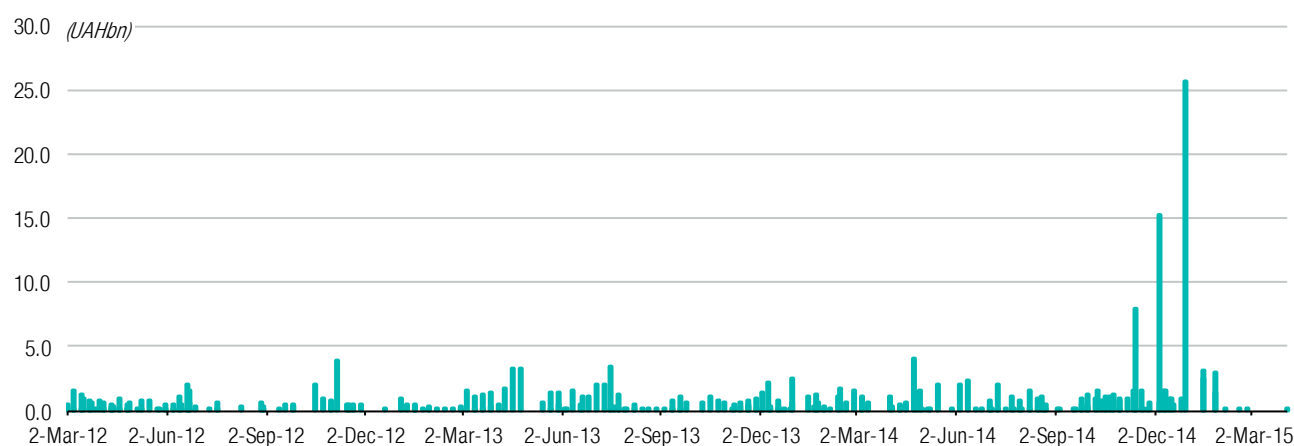
Appendix: Auctions history and schedule for 2015

Chart 1. History of yields at government bond auctions: breakdown by tenor of bonds sold (last 3-year period)



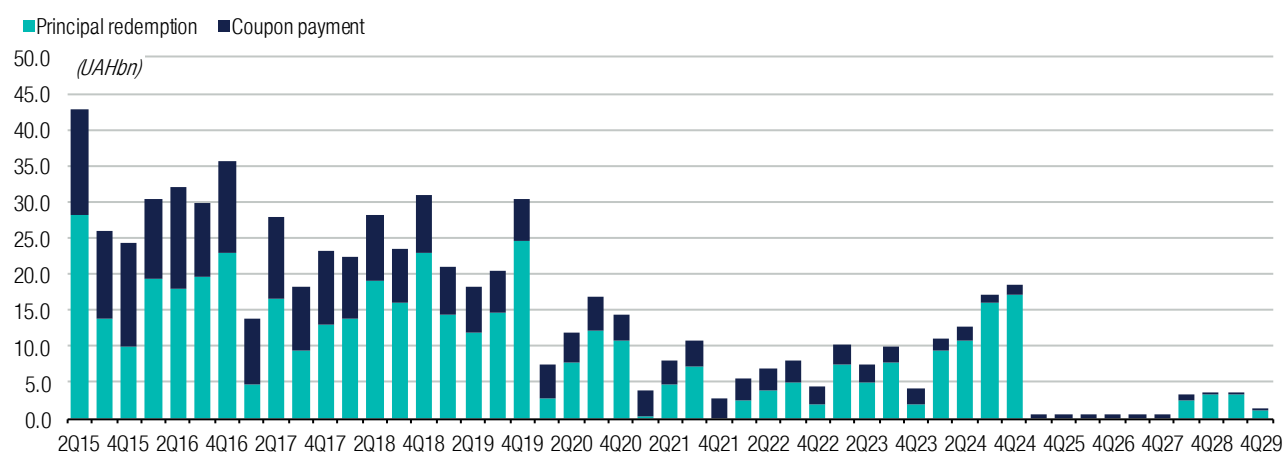
Sources: Ministry of Finance of Ukraine, ICU.

Chart 2. History of proceeds at government bond auctions: breakdown by tenor of bonds sold (last 3-year period)



Sources: Ministry of Finance of Ukraine, ICU.

Chart 3. Schedule of redemptions of the local-currency government bonds*



Note: the chart depicts data on bonds, which were placed via the auctions, i.e. it does not contain data on recapitalisation bonds.

Sources: Ministry of Finance of Ukraine, ICU.

Table 2. Schedule of government bond auctions in 2015

Action dates, tenors of bonds to be offered and volume (in hryvnia) of government's refinancing needs for the next 7-day period as of auction date

Month	Auction details	1st Tuesday	2nd Tuesday	3rd Tuesday	4th Tuesday	5th Tuesday
January	Auction date	6 January 2015	13 January 2015	20 January 2015	27 January 2015	
	Short-term bonds	N/A	N/A	N/A	N/A	
	Medium-term bonds	N/A	N/A	N/A	N/A	
	Next 7 days refinancing needs	0.00	0.00	0.00	0.00	
February	Auction date	3 February 2015	10 February 2015	17 February 2015	24 February 2015	
	Short-term bonds	N/A	N/A	N/A	N/A	
	Medium-term bonds	N/A	N/A	N/A	N/A	
	Next 7 days refinancing needs	0.00	0.00	0.00	0.00	
March	Auction date	3 March 2015	10 March 2015	17 March 2015	24 March 2015	31 March 2015
	Short-term bonds	N/A	N/A	N/A	N/A	
	Medium-term bonds	N/A	N/A	N/A	N/A	
	Next 7 days refinancing needs	0.00	0.00	0.00	0.00	5,952,415.00
April	Auction date	7 April 2015	14 April 2015	21 April 2015	28 April 2015	
	Short-term bonds	N/A	N/A	N/A	N/A	N/A
	Medium-term bonds	N/A	N/A	N/A	N/A	N/A
	Next 7 days refinancing needs	1,576,593,150.00	1,984,719,358.50	13,684,232,974.63	1,120,347,249.25	
May	Auction date	5 May 2015	12 May 2015	19 May 2015	26 May 2015	
	Short-term bonds	N/A	N/A	N/A	N/A	
	Medium-term bonds	N/A	N/A	N/A	N/A	
	Next 7 days refinancing needs	7,303,968,762.15	1,984,840,636.00	1,478,776,600.60	4,688,720,888.38	
June	Auction date	2 June 2015	9 June 2015	16 June 2015	23 June 2015	30 June 2015
	Short-term bonds	N/A	N/A	N/A	N/A	
	Medium-term bonds	N/A	N/A	N/A	N/A	
	Next 7 days refinancing needs	5,604,452,836.95	1,078,306,960.00	1,265,537,553.50	1,111,236,913.10	514,467,890.00
July	Auction date	7 July 2015	14 July 2015	21 July 2015	28 July 2015	
	Short-term bonds	N/A	N/A	N/A	N/A	N/A
	Medium-term bonds	N/A	N/A	N/A	N/A	N/A
	Next 7 days refinancing needs	1,482,429,966.38	3,870,739,381.38	6,011,967,264.50	1,465,940,832.50	
August	Auction date	4 August 2015	11 August 2015	18 August 2015	25 August 2015	
	Short-term bonds	N/A	N/A	N/A	N/A	
	Medium-term bonds	N/A	N/A	N/A	N/A	
	Next 7 days refinancing needs	1,099,552,929.38	1,234,368,809.06	2,273,641,506.75	1,239,005,731.25	
September	Auction date	1 September 2015	8 September 2015	15 September 2015	22 September 2015	29 September 2015
	Short-term bonds	N/A	N/A	N/A	N/A	
	Medium-term bonds	N/A	N/A	N/A	N/A	
	Next 7 days refinancing needs	1,916,000,000.00	835,265,339.50	1,363,929,952.50	2,065,797,529.00	562,928,473.50
October	Auction date	6 October 2015	13 October 2015	20 October 2015	27 October 2015	
	Short-term bonds	N/A	N/A	N/A	N/A	N/A
	Medium-term bonds	N/A	N/A	N/A	N/A	N/A
	Next 7 days refinancing needs	1,087,078,150.00	1,139,719,358.50	1,628,141,378.00	1,449,347,249.25	
November	Auction date	3 November 2015	10 November 2015	17 November 2015	24 November 2015	
	Short-term bonds	N/A	N/A	N/A	N/A	
	Medium-term bonds	N/A	N/A	N/A	N/A	
	Next 7 days refinancing needs	879,682,389.15	1,622,990,636.00	3,282,756,835.00	998,647,544.38	
December	Auction date	1 December 2015	8 December 2015	15 December 2015	22 December 2015	29 December 2015
	Short-term bonds	N/A	N/A	N/A	N/A	N/A
	Medium-term bonds	N/A	N/A	N/A	N/A	N/A
	Next 7 days refinancing needs	1,305,500,388.13	4,100,806,960.00	5,272,932,553.50	1,125,982,746.25	514,467,890.00

Notes: 1) highlighted data in the rows of "Next 7 days refinancing needs" indicates critical volume of refinancing needs (i.e. above UAH0.5bn) for the government in the next 7-day period; 2) the volume of refinancing needs include principal redemptions and coupon payments.

Sources: Ministry of Finance of Ukraine, Investment Capital Ukraine LLC.

This page is intentionally left blank

Disclosures

ANALYST CERTIFICATION

This research publication has been prepared by the analyst(s), whose name(s) appear on the front page of this publication. The analyst(s) hereby certifies that the views expressed within this publication accurately reflect her/his own views about the subject financial instruments or issuers and no part of her/his compensation was, is, or will be directly or indirectly related to the inclusion of specific recommendations or views within this research publication.

EQUITY RATING DEFINITIONS

Buy: Forecasted 12-month total return greater than 20%

Hold: Forecasted 12-month total return 0% to 20%

Sell: Forecasted 12-month total return less than 0%

Note: total return is share price appreciation to a target price in relative terms plus forecasted dividend yield.

DEBT RATING DEFINITIONS

Buy: Forecasted 12-month total return significantly greater than that of relevant benchmark

Hold: Forecasted 12-month total return is in line with or modestly deviates from relevant benchmark

Sell: Forecasted 12-month total return significantly less than that of relevant benchmark



11th floor, LEONARDO Business Centre
19-21 Bogdan Khmelnytsky Street
Kiev, 01030 Ukraine
Phone/Fax +38 044 2200120

CORPORATE FINANCE TEL. +38 044 2200120

Makar Paseniuk, Managing Director
makar.paseniuk@icu.ua

Ruslan Kilmukhametov, Director
ruslan.kilmukhametov@icu.ua

SALES AND TRADING TEL. +38 044 2201621

Konstantin Stetsenko, Managing Director
konstantin.stetsenko@icu.ua

Sergiy Byelyayev, Fixed-Income Trading
sergiy.byelyayev@icu.ua

Vitaliy Sivach, Fixed-Income & FX Trading
vitaliy.sivach@icu.ua

Vlad Sinani, Director,
Strategy and Corporate Development
vlad.sinani@icu.ua

Julia Pecheritsa,
Ukraine and CIS International Sales
julia.pecheritsa@icu.ua

Yevgeniya Gryshchenko,
Fixed-Income Sales
yevgeniya.gryshchenko@icu.ua

RESEARCH DEPARTMENT TEL. +38 044 2200120

Alexander Valchyshen
Head of Research
alexander.valchyshen@icu.ua

Alexander Martynenko
Head of corporate research
alexander.martynenko@icu.ua

Bogdan Vorotilin
Financial analyst (Food & Agribusiness)
bogdan.vorotilin@icu.ua

Taras Kotovych
Senior financial analyst (Sovereign debt)
taras.kotovych@icu.ua

Mykhaylo Demkiv
Financial analyst (Banks)
mykhaylo.demkiv@icu.ua

Lee Daniels, Rolfe Haas
Editors

Investment Capital Ukraine LLC is regulated by Securities and Stock Market State Commission of Ukraine (license numbers: dealer activity AE 263019, broker activity AE 263018, underwriting activity AE 263020 dated 11 April 2013).

DISCLAIMER

This research publication has been prepared by Investment Capital Ukraine LLC solely for information purposes for its clients. It does not constitute an investment advice or an offer or solicitation for the purchase or sale of any financial instrument. While reasonable care has been taken to ensure that the information contained herein is not untrue or misleading at the time of publication, Investment Capital Ukraine makes no representation that it is accurate or complete. The information contained herein is subject to change without notice. Copyright and database rights protection exists in this report and it may not be reproduced, distributed or published by any person for any purpose without the prior express consent of Investment Capital Ukraine LLC. All rights are reserved. Any investments referred to herein may involve significant risk, are not necessarily available in all jurisdictions, may be illiquid and may not be suitable for all investors. The value of, or income from, any investments referred to herein may fluctuate and/or be affected by changes in exchange rates. Past performance is not indicative of future results. Investors should make their own investigations and investment decisions without relying on this report. Only investors with sufficient knowledge and experience in financial matters to evaluate the merits and risks should consider an investment in any issuer or market discussed herein and other persons should not take any action on the basis of this report.



Additional information is available upon request.